

# Technical Brief: North Dakota Student Engagement Survey, 2020-21

V1.0., June 30th, 2021

---

## 1. Introduction

This report provides a technical overview of North Dakota’s 2020–21 statewide administration of the Cognia™ Student Engagement Survey (SES) to elementary, middle, and high school students, which was conducted from January 18 through February 19, 2021.

The SES collects feedback directly from students about their learning experiences. Survey results provide a useful summary of the insights learned from student responses and provide schools and districts with the opportunity to understand student engagement in greater detail. These insights enable schools, districts, and states to engage in more collaborative conversations with institution stakeholders to better respond to the needs of their students.

Data from completed surveys are reported at the school, district, and state level and results are categorized by type and level of engagement. The school receives data on the percentages of Committed, Compliant, and Disengaged students for each of the three engagement domains (Behavioral, Cognitive, and Emotional) based on completed responses.

At the state level, data is reported annually as an indicator of school quality as part of the state’s accountability system under the Every Student Succeeds Act (ESSA). This “Student Engagement” indicator accounts for 30% of elementary or middle schools’ overall rating and 20% of high schools’ overall rating for the school year.

This report focuses on the three types of engagement, which correspond to reporting and intended interpretations.

## 2. Instrument Overview

There are generally four ways to measure student engagement: self-report surveys, teacher reporting, interviews, and observations. Of these four, surveys and observations are the most widely used and reliable. The SES is based on extensive research and collects direct feedback from students regarding their level and type of engagement in the learning process while assessing how much they enjoy school on a variety of practical and actionable levels.

Each of the SES items are designed specifically to measure student engagement in the following three domains of engagement: Behavioral, Cognitive and Emotional. Behavioral engagement refers to a student’s efforts in the classroom (e.g., attendance, participation); Cognitive engagement examines a

student’s investment in learning; and Emotional engagement measures a student’s emotions or feelings about the classroom and school, in general (e.g., connectedness with school).

Response options for all items across the three domains are first categorized according to three engagement types: Committed, Compliant, and Disengaged. Additionally, each engagement type consists of two distinct levels: Levels in the Committed type are Invested and Immersed; the Compliant types are Strategic and Ritual; and the Disengaged type levels are Retreatism and Rebellion. Individual student engagement is categorized within each domain based on the most frequent engagement type. For example, a student who answers three or more questions with Committed values within the Behavioral domain would be categorized as Committed for that domain. The relationship between engagement type and engagement level is presented in Table 1.

The SES measures student engagement in elementary (grades 3-5), middle (grades 6-8), and high school (grades 9-12) through students’ responses to 21 items about their learning experiences described above. A version of the survey was created for each of the three grade spans with age-appropriate item text.

**TABLE 1. Student Engagement Domain Type and Level Descriptions**

Engagement Types		Engagement Levels	
<b>Committed</b>	Student finds personal meaning and value in tasks	Invested	<i>Student leader, exceeds expectations, and invests time in improvement</i>
		Immersed	<i>Performs constantly at high level, and possesses deep conceptual understanding</i>
<b>Compliant</b>	Meets expectations, follows rules, actively avoids consequences	Strategic	<i>Allocates necessary energy and resources and is reward driven</i>
		Ritual	<i>Minimal attention, easily distracted</i>
<b>Disengaged</b>	Unmotivated, low participation, actively avoids completing tasks	Retreatism	<i>Not attentive to work, distracts others, conceals lack of involvement</i>
		Rebellion	<i>Refusal to comply with requirements, actively rejects tasks</i>

### 3. Participation

Results described in this report are based on responses from 70,621 students in grades 3–12 from 462 schools in 172 public school districts. The number of responses reflects completed SES responses and not necessarily the population of students, schools, or districts in the state. Participating districts and schools are listed in Appendix C.

Responses were approximately evenly distributed across each grade within grade spans. Table 2 displays the number of students, by grade, who submitted complete responses.

**TABLE 2. Number of Completed Surveys by version and Grade**

SES Survey Version	Number	Percentage
<b>Elementary School</b> <b>(Grades 3-5)</b>	23,147	33%
<b>Middle School</b> <b>(Grades 6-8)</b>	22,507	32%
<b>High School</b> <b>(Grades 9-12)</b>	24,967	35%

## 4. Item Analysis

Across all three versions of the SES—elementary, middle, and high school—the survey consists of items categorized and organized into the three domains of engagement: Behavioral (questions 1-7), Cognitive (questions 8-14), and Emotional (questions 15-21). Each item response is scored on a six-point scale (0–5). Point values correspond to the six engagement levels described previously.

Tables A1 to A3 in Appendix A provide item statistics according to grade-span including means (average response to an item), standard deviations (dispersion of scores; how “spread out” are scores for that item), and item correlations (relationship between item score and total domain scores). Item text for each version of the survey can be found in Appendix B. Note that “Q” followed by a number indicates question number.

### Notable Findings

Elementary school version:

- Item averages were the highest for Q6 (3.67) and Q12 (3.63) while Q21 (2.34) and Q4 (2.49) had the lowest means, indicating the lower-scoring options were more frequently selected.
- The majority of survey items (19 out of 21) were moderately to strongly correlated ( $r > 0.4$ ) with the domain total score (e.g., the Behavioral domain total score is the sum of Q1 through Q7).

Middle school version:

- Item averages were highest for items Q5 (3.67) and Q12 (3.58); the lowest averages were observed for items Q16 (1.78) and Q18 (2.17).
- All survey items (21 out of 21) were moderately to strongly correlated to the total domain score.

High school version:

- Students generally rated Q5 (3.62) and Q12 (3.39) the highest and Q16 (1.62) and Q15 (2.12) the lowest.
- All 21 items were moderately or strongly correlated to the total domain score.

Across grade-span versions of the SES:

- The average for Q16 was the lowest for middle and high school students (“Which response best describes how you feel at the end of the day?”).
- The item averages decline as grade span increases (elementary = 3.16; middle = 2.74, high = 2.65).
- The Emotional domain had the lowest overall item averages across all three grade spans. The Cognitive domain demonstrated the highest item averages in elementary school while Behavioral domain item averages were the highest-rated in middle and high school.

## 5. Item Response Distribution

This section describes the distribution of SES item response scores across the three grade span versions, elementary, middle, and high school.

Elementary school version:

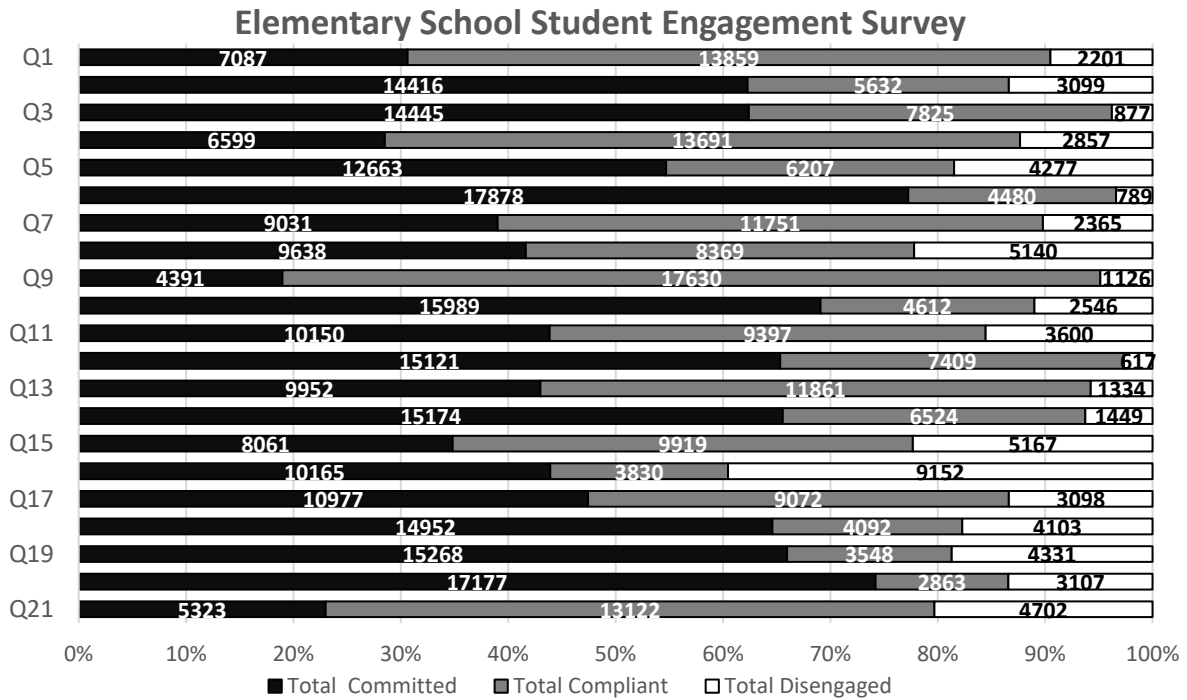
- The largest proportion of Committed responses were observed for Q6 (77.24%) and Q20 (74.21%).
- The two items with the largest proportion of Disengaged were Q16 (39.54%) and Q15 (22.32%).
- Middle school version:
- The largest proportion of Committed responses were observed for Q12 (69.20%) and Q2 (62.11%).
- The largest proportion of Disengaged responses were Q16 (40.79%) and Q18 (36.78%).
- High school version:
- The top two Committed items were Q5 (56.84%) and Q2 (53.53%).
- Similar to elementary school students’ versions, Q15 (39.11%) and Q16 (38.46%) received the largest proportion of Disengaged responses.

Overall:

- Students selected the full range of available responses across the versions, with respondents selecting the option associated with the middle engagement type (Compliant) or above for most items.
- Q5 was among the top five highest-scoring items (scored as Committed) for middle and high school students. This item captures students’ behavior working in a group.
- Q17 was among the top five highest-scoring items (scored as Committed) for middle (53.69%) and high school (47.41%) versions of the survey. This item captures students’ feelings towards their teachers.
- Q2 was the second-highest scoring item for middle (62.11%) and high (53.53%) school students. This item captures strategies students employ when encountering another student being picked on.
- Q16 was among the top two highest frequency of Disengaged scores across grade spans (39.54%, 40.79%, and 38.46%, respectively). This item reflects students’ feeling at the end of the school day.

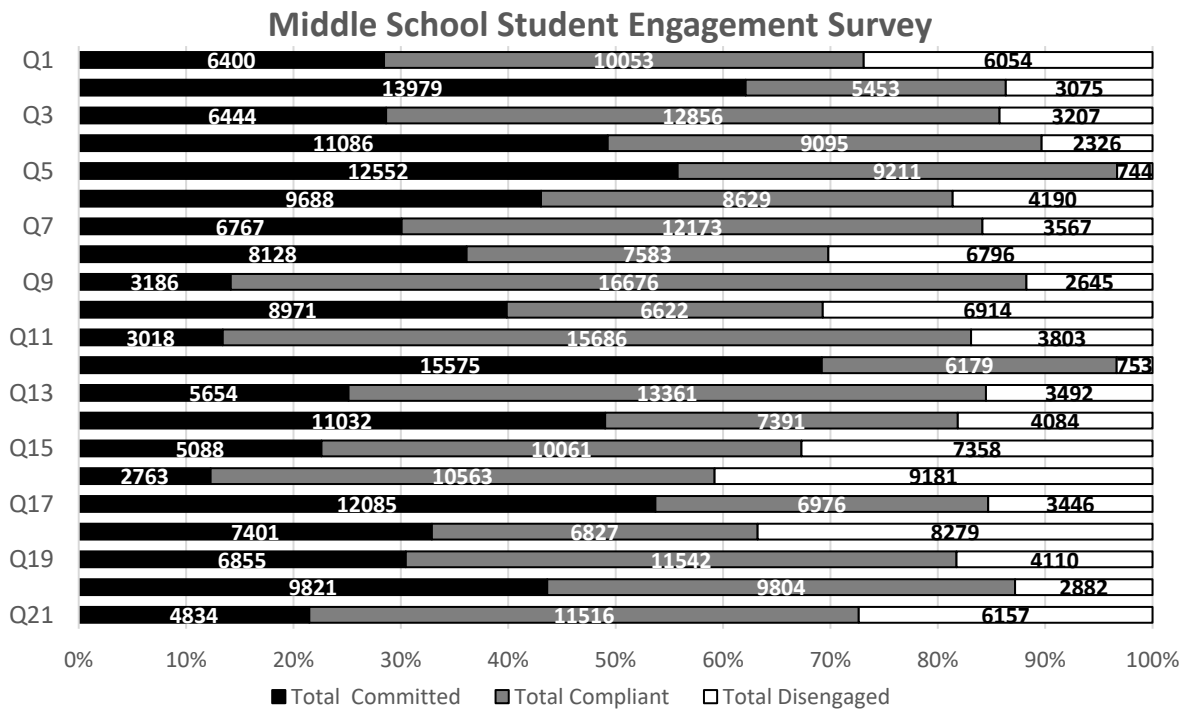
Figures 1–3 display the number of student responses within each engagement type (Committed, Compliant, Disengaged). For more information on item response percentages by engagement type, see Tables A4 to A6 in Appendix A.

**FIGURE 1: Elementary School Response Frequencies, by Engagement Type**



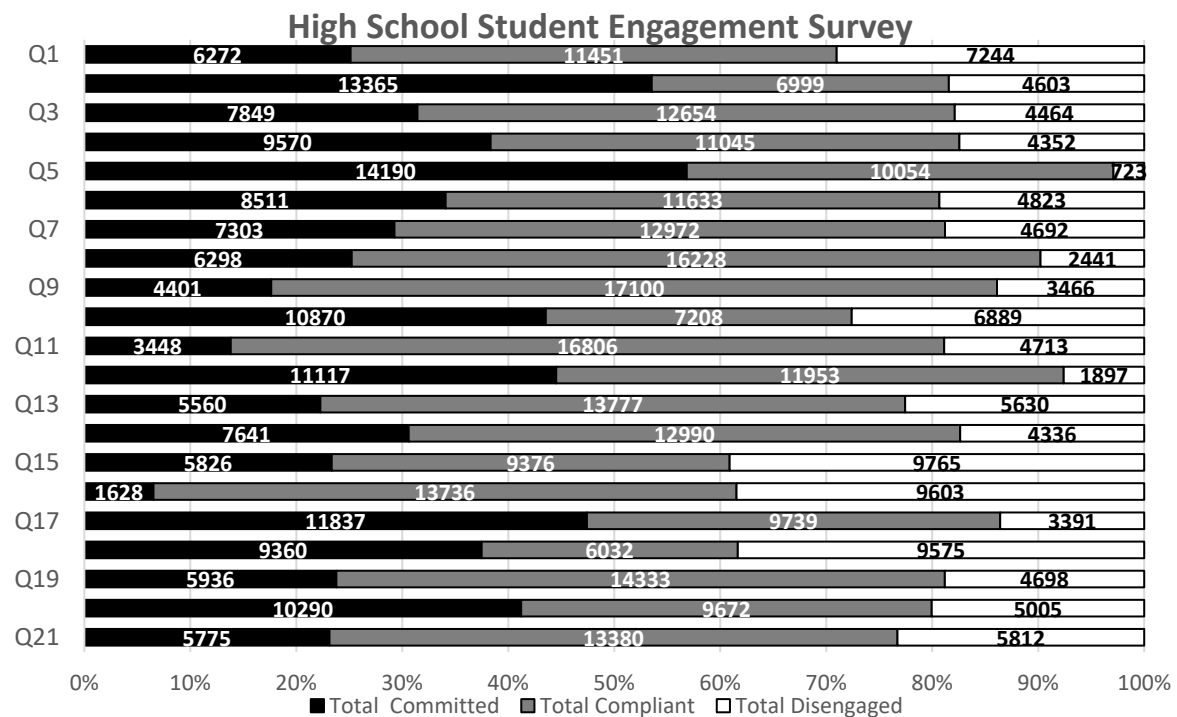
Note: Full item text available in Appendix B

**FIGURE 2: Middle School Response Frequencies, by Engagement Type**



Note: Full item text available in Appendix B

**FIGURE 3: High School Response Frequencies, by Engagement Type**



Note: Full item text available in Appendix B

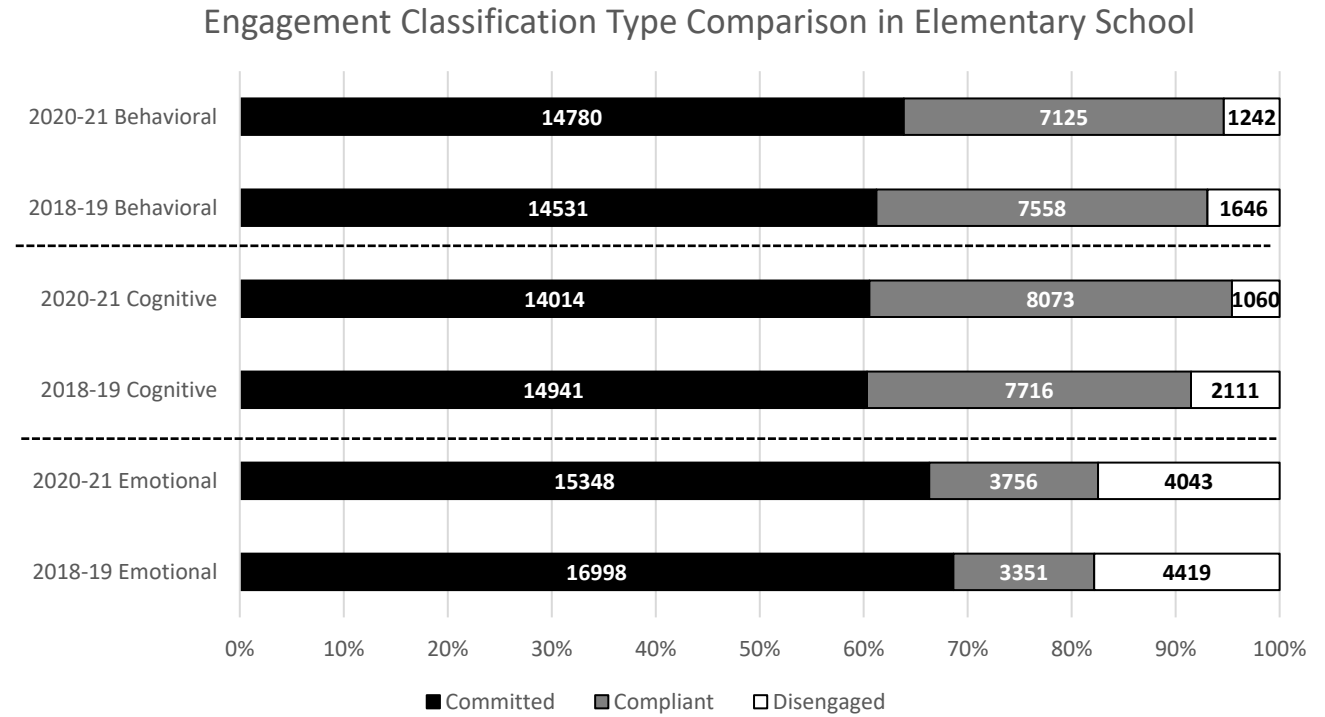
## 6. Domain Classification

Individual students' engagement is classified according to the modal item response within each domain. Specifically, the most frequently occurring engagement type (Disengaged, Compliant, or Committed) within each of the Behavioral, Cognitive, and Emotional domains is used to assign a domain engagement type for each student.

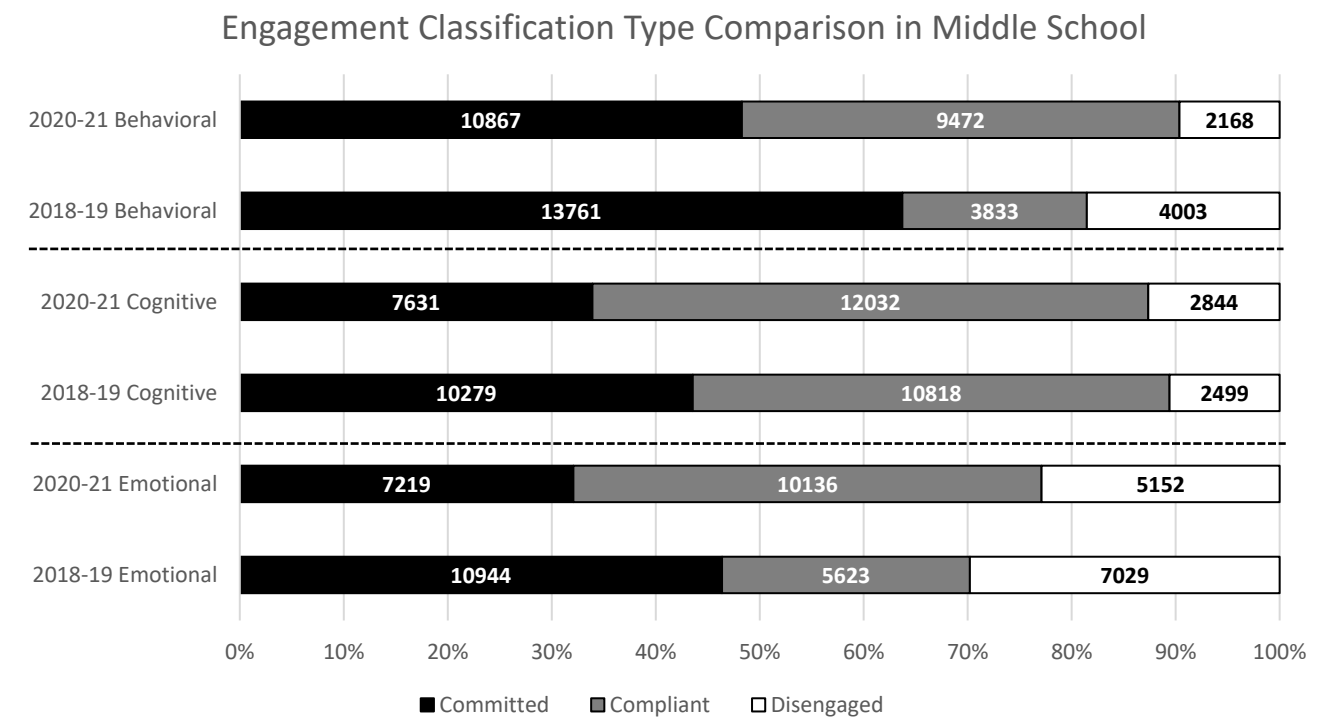
Data from students' completed surveys are reported by grade spans and domain as percentages by engagement type: Committed, Compliant, and Disengaged. The reported percentages are calculated as the number of respondents in each domain's type of engagement divided by the total number of respondents who completed the survey. Figures 4 - 6 depict student engagement responses broken out by grade-span, domains, school years, and compare results from the 2020-21 SES administration against the 2018-19 SES administration.

- Elementary school students in 2020-21 demonstrated high percentages of Committed responses in the Behavioral (63.9%), Cognitive (60.5%), and Emotional (66.3%) domains, while less than 10% of students reported Disengaged responses for Behavioral (5.4%) and Cognitive (4.6%) domains. This pattern also held true for the 2018-19 results.
- Middle school students in 2020-21 yielded 48.3% Committed responses in the Behavioral domain, 33.9% in Cognitive, and 32.1% in Emotional. Compared to 2018-19, these percentages are lower and generally reflect increased percentages of Compliant responses.
- High school students in 2020-21 yielded Committed response percentages of 41.5% in the Behavioral domain, 21.7% in Cognitive, and 29.3% in Emotional. The results for the Behavioral domain are similar to 2018-19; however, percentages are lower for Cognitive and Emotional, reflecting increased percentages of Compliant responses.
- Overall, differences between 2020-21 and 2018-19 SES administrations are primarily observed in Middle and High school as the percentages of Committed responses decreased and percentages of Compliant responses increased.

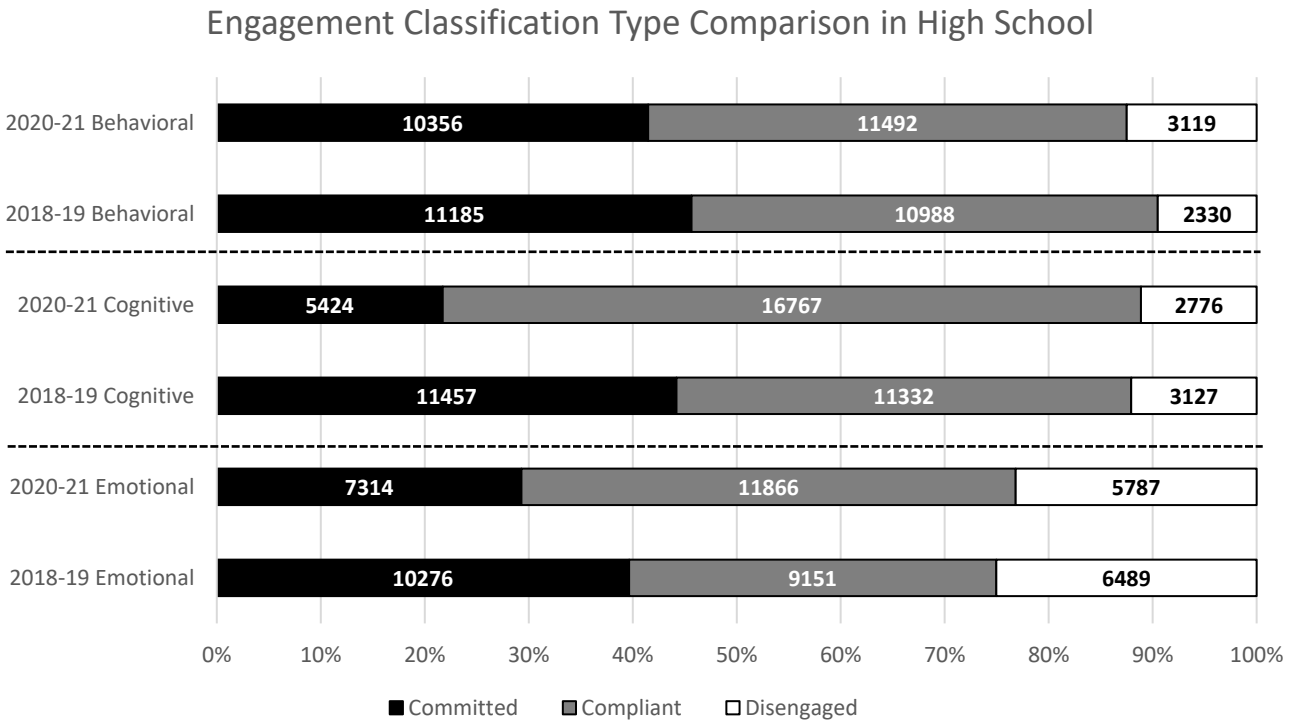
**FIGURE 4: Elementary School Engagement Classification Type Comparison by Engagement Domains**



**FIGURE 5: Middle School Engagement Classification Type Comparison by Engagement Domains**



**FIGURE 6: High School Engagement Classification Type Comparison by Engagement Domains**



## 7. Reliability and Validity Evidence

### Internal Consistency Reliability

Survey responses were used to investigate evidence for the internal consistency reliability across the three grade-span versions of the survey. Reliability was calculated according to Cronbach’s Alpha ( $\alpha$ ) and McDonald’s omega ( $\omega$ )<sup>1</sup>. All three versions demonstrate Alpha values of 0.80 and higher, and omega values of 0.81 and higher (see Table 4). These values provide evidence that the SES demonstrates sufficient reliability to make decisions about groups of students<sup>2</sup>.

<sup>1</sup> Though Cronbach’s Alpha is widely used and understood as a measure of reliability, McDonald’s omega is a distinct reliability coefficient with the advantage of considering the strength of association between items, leading to a stronger measurement of the scale’s internal consistency.

<sup>2</sup> Salvia, J., & Ysseldyke, J. E. (2004). *Assessment in special and inclusive education* (9th ed.). Boston: Houghton Mifflin.

**Table 4. Convergent and Discriminant Validity of Domains, by Grade Span**

Grade Span	Domain	Behavioral	Cognitive	Emotional
Elementary School ( $\omega = 0.81, \alpha = 0.80$ )	Behavioral	<b>0.587</b>		
	Cognitive	0.467	<b>0.626</b>	
	Emotional	0.451	0.545	<b>0.799</b>
Middle School ( $\omega = 0.87, \alpha = 0.85$ )	Behavioral	<b>0.623</b>		
	Cognitive	0.575	<b>0.700</b>	
	Emotional	0.546	0.638	<b>0.798</b>
High School ( $\omega = 0.87, \alpha = 0.85$ )	Behavioral	<b>0.694</b>		
	Cognitive	0.612	<b>0.741</b>	
	Emotional	0.564	0.645	<b>0.774</b>

## Validity Evidence

Validity evidence for the measurement of Behavioral, Cognitive, and Emotional domains of engagement on the SES is also presented in Table 4, as correlations between domains, within each of the grade-span versions. Specifically, correlations of responses across domains are presented in the off-diagonal cells and represent discriminant validity evidence (indicating the degree to which domains are separate and distinct from one another) while convergent validity evidence is presented in the cells along the diagonal as reliability (i.e., omega; indicating the consistency of measurement within the domain).

Within-domain reliabilities range from 0.59 to 0.80 demonstrating sufficient and strong convergent validity evidence. Across-domain correlations are moderate to strong and range from 0.45 to 0.65; however, the across-domain reliabilities (i.e., discriminant validity evidence) are consistently lower than the associated within-domain reliabilities. These results indicate that the SES consistently measures student engagement within each of the three domains, which are related to each other, but demonstrates sufficient independence as to be considered separate traits or constructs.

## Confirmatory Factor Analysis

Additional validity evidence for Cognia’s SES is demonstrated using statistical techniques to evaluate the underlying theoretical structure, or latent factor model. The relationship among items, domains (Behavioral, Cognitive, and Emotional), and overall engagement for each grade-span version can be represented according to two latent factor models. The Unidimensional Model conceives student performance on items as simply correlated to general engagement; the First-Order Model suggests that student performance on each item is correlated with a specific domain and those domains are correlated with each other.

Confirmatory Factor Analysis (CFA) is the statistical technique used to evaluate which of the unidimensional or first-order models fits the data best and to confirm that the target model fits the data

well. Model comparison is conducted according to a Likelihood-Ratio Test, with significant differences indicating that the more complex (i.e., first-order) model fits best; model evaluation is conducted by comparing standard model fit statistics (*RMSEA* and  $\chi^2/df$ ) against critical values in an empirical sampling distribution that was generated according to a bootstrap resampling procedure (replications = 100;  $\alpha = 0.05$ ).

Model evaluation found that *RMSEA* and  $\chi^2/df$  values did not exceed the empirically determined significance values; therefore, the models all fit the data sufficiently well to enable further comparison and interpretation<sup>3</sup>. Model comparison according to the results of Likelihood-Ratio Tests between the unidimensional models and first-order models found in all instances that first-order models fit significantly better than the unidimensional models. Together, these results provide evidence supporting measurement and reporting of Cognia’s Student Engagement Survey results according to the Behavioral, Cognitive, and Emotional domains.

Model evaluation and comparison results are summarized by version in Table 5.

**TABLE 5. Confirmatory Factor Analysis Model Summary, by Grade Span**

Grade-Span	Model	N	df	RMSEA	$\chi^2/df$	Notes
Elementary School	Uni	23,147	189	0.031	22.56	
	First	23,147	186	0.026	16.85	*
Middle School	Uni	22,507	189	0.039	34.57	
	First	22,507	186	0.035	28.47	*
High School	Uni	24,967	189	0.037	34.48	
	First	24,967	186	0.034	30.70	*

\* Preferred model based on LRT results

## For Additional Information

Please contact Cognia’s Research & Analytics group at [research\\_analytics@cognia.org](mailto:research_analytics@cognia.org) with additional questions about this study. You may also directly contact the authors:

Xiaonan Zhang, Measurement Scientist: [xiaonan.zhang@cognia.org](mailto:xiaonan.zhang@cognia.org)

Matthew Gushta, Ph.D., Vice President, Research & Analytics: [matthew.gushta@cognia.org](mailto:matthew.gushta@cognia.org)

<sup>3</sup> Kline, R. B. (2013). *Beyond significance testing: Statistics reform in the behavioral sciences, 2<sup>nd</sup> Edition*. Washington, DC: American Psychological Association.

# Appendix A

## Item Descriptive Statistics

**TABLE A1. Elementary School Item Descriptive Statistics**

Elementary School (n= 23,147)							
	Mean	SD	Min	Max	Corr w/ Behavioral Total	Corr w/ Cognitive Total	Corr w/ Emotional Total
<b>Q1</b>	2.81	1.34	0	5	0.495		
<b>Q2</b>	3.40	1.42	0	5	0.496		
<b>Q3</b>	3.45	0.95	0	5	0.482		
<b>Q4</b>	2.49	1.30	0	5	0.479		
<b>Q5</b>	3.33	1.72	0	5	0.588		
<b>Q6</b>	3.67	0.84	0	5	0.462		
<b>Q7</b>	3.13	1.08	0	5	0.509		
<b>Q8</b>	2.92	1.74	0	5		0.550	
<b>Q9</b>	2.70	1.09	0	5		0.372	
<b>Q10</b>	3.57	1.37	0	5		0.590	
<b>Q11</b>	3.21	1.69	0	5		0.615	
<b>Q12</b>	3.63	0.88	0	5		0.362	
<b>Q13</b>	3.18	1.29	0	5		0.504	
<b>Q14</b>	3.48	1.20	0	5		0.549	
<b>Q15</b>	2.93	1.61	0	5			0.608
<b>Q16</b>	2.50	1.84	0	5			0.657
<b>Q17</b>	3.21	1.62	0	5			0.490
<b>Q18</b>	3.42	1.63	0	5			0.697
<b>Q19</b>	3.57	1.86	0	5			0.723
<b>Q20</b>	3.45	1.22	0	5			0.545
<b>Q21</b>	2.34	1.35	0	5			0.585

**TABLE A2. Middle School Item Descriptive Statistics**

Middle School (n = 22,507)							
	Mean	SD	Min	Max	Corr w/ Behavioral Total	Corr w/ Cognitive Total	Corr w/ Emotional Total
<b>Q1</b>	2.64	1.27	0	5	0.589		
<b>Q2</b>	3.56	1.61	0	5	0.493		
<b>Q3</b>	2.99	1.16	0	5	0.534		
<b>Q4</b>	3.06	1.46	0	5	0.451		
<b>Q5</b>	3.67	1.31	0	5	0.531		
<b>Q6</b>	2.85	1.32	0	5	0.553		
<b>Q7</b>	2.82	1.18	0	5	0.546		
<b>Q8</b>	2.36	1.77	0	5		0.583	
<b>Q9</b>	2.44	1.11	0	5		0.542	
<b>Q10</b>	2.50	1.74	0	5		0.694	
<b>Q11</b>	2.44	1.27	0	5		0.571	
<b>Q12</b>	3.58	0.96	0	5		0.436	
<b>Q13</b>	2.64	1.27	0	5		0.596	
<b>Q14</b>	3.01	1.42	0	5		0.600	
<b>Q15</b>	2.32	1.51	0	5			0.612
<b>Q16</b>	1.78	1.29	0	5			0.603
<b>Q17</b>	3.16	1.65	0	5			0.658
<b>Q18</b>	2.17	1.67	0	5			0.735
<b>Q19</b>	2.50	1.43	0	5			0.679
<b>Q20</b>	2.80	1.24	0	5			0.558
<b>Q21</b>	2.26	1.50	0	5			0.600

**TABLE A3. High School Item Descriptive Statistics**

High School (n = 24,967)							
	Mean	SD	Min	Max	Corr w/ Behavioral Total	Corr w/ Cognitive Total	Corr w/ Emotional Total
<b>Q1</b>	2.51	1.24	0	5	0.588		
<b>Q2</b>	3.34	1.80	0	5	0.533		
<b>Q3</b>	2.81	1.27	0	5	0.567		
<b>Q4</b>	2.76	1.47	0	5	0.533		
<b>Q5</b>	3.62	1.25	0	5	0.492		
<b>Q6</b>	2.73	1.21	0	5	0.550		
<b>Q7</b>	2.67	1.26	0	5	0.540		
<b>Q8</b>	2.86	1.22	0	5		0.607	
<b>Q9</b>	2.43	1.17	0	5		0.601	
<b>Q10</b>	2.62	1.71	0	5		0.681	
<b>Q11</b>	2.30	1.31	0	5		0.597	
<b>Q12</b>	3.39	1.22	0	5		0.451	
<b>Q13</b>	2.48	1.31	0	5		0.646	
<b>Q14</b>	2.51	1.25	0	5		0.623	
<b>Q15</b>	2.12	1.59	0	5			0.584
<b>Q16</b>	1.62	1.14	0	5			0.515
<b>Q17</b>	3.12	1.57	0	5			0.642
<b>Q18</b>	2.36	1.87	0	5			0.707
<b>Q19</b>	2.32	1.40	0	5			0.635
<b>Q20</b>	2.64	1.31	0	5			0.569
<b>Q21</b>	2.36	1.52	0	5			0.567

# Survey Response Frequencies by Engagement Type

**TABLE A4. Elementary School Survey Response Frequencies by Engagement Type**

Elementary School Response Count and Frequency (n = 23,147)			
	Committed	Compliant	Disengaged
Q1	7087 (30.62%)	13859 (59.87%)	2201 (9.51%)
Q2	14416 (62.28%)	5632 (24.33%)	3099 (13.39%)
Q3	14445 (62.41%)	7825 (33.81%)	877 (3.79%)
Q4	6599 (28.51%)	13691 (59.15%)	2857 (12.34%)
Q5	12663 (54.71%)	6207 (26.82%)	4277 (18.48%)
Q6	17878 (77.24%)	4480 (19.35%)	789 (3.41%)
Q7	9031 (39.02%)	11751 (50.77%)	2365 (10.22%)
Q8	9638 (41.64%)	8369 (36.16%)	5140 (22.21%)
Q9	4391 (18.97%)	17630 (76.17%)	1126 (4.86%)
Q10	15989 (69.08%)	4612 (19.92%)	2546 (11.00%)
Q11	10150 (43.85%)	9397 (40.60%)	3600 (15.55%)
Q12	15121 (65.33%)	7409 (32.01%)	617 (2.67%)
Q13	9952 (42.99%)	11861 (51.24%)	1334 (5.76%)
Q14	15174 (65.55%)	6524 (28.19%)	1449 (6.26%)
Q15	8061 (34.83%)	9919 (42.85%)	5167 (22.32%)
Q16	10165 (43.91%)	3830 (16.55%)	9152 (39.54%)
Q17	10977 (47.42%)	9072 (39.19%)	3098 (13.38%)
Q18	14952 (64.60%)	4092 (17.68%)	4103 (17.73%)
Q19	15268 (65.96%)	3548 (15.33%)	4331 (18.71%)
Q20	17177 (74.21%)	2863 (12.37%)	3107 (13.42%)
Q21	5323 (23.00%)	13122 (56.69%)	4702 (20.31%)

**TABLE A5. Middle School Survey Response Frequencies by Engagement Type**

	<b>Middle School Response Count and Frequency (n = 22,507)</b>		
	<b>Committed</b>	<b>Compliant</b>	<b>Disengaged</b>
<b>Q1</b>	6400 (28.44%)	10053 (44.67%)	6054 (26.90%)
<b>Q2</b>	13979 (62.11%)	5453 (24.23%)	3075 (13.66%)
<b>Q3</b>	6444 (28.63%)	12856 (57.12%)	3207 (14.25%)
<b>Q4</b>	11086 (49.26%)	9095 (40.41%)	2326 (10.33%)
<b>Q5</b>	12552 (55.77%)	9211 (40.93%)	744 (3.31%)
<b>Q6</b>	9688 (43.04%)	8629 (38.34%)	4190 (18.62%)
<b>Q7</b>	6767 (30.07%)	12173 (54.09%)	3567 (15.85%)
<b>Q8</b>	8128 (36.11%)	7583 (33.69%)	6796 (30.20%)
<b>Q9</b>	3186 (14.16%)	16676 (74.09%)	2645 (11.75%)
<b>Q10</b>	8971 (39.86%)	6622 (29.42%)	6914 (30.72%)
<b>Q11</b>	3018 (13.41%)	15686 (69.69%)	3803 (16.90%)
<b>Q12</b>	15575 (69.20%)	6179 (27.45%)	753 (3.35%)
<b>Q13</b>	5654 (25.12%)	13361 (59.36%)	3492 (15.52%)
<b>Q14</b>	11032 (49.02%)	7391 (32.84%)	4084 (18.15%)
<b>Q15</b>	5088 (22.61%)	10061 (44.70%)	7358 (32.69%)
<b>Q16</b>	2763 (12.28%)	10563 (46.93%)	9181 (40.79%)
<b>Q17</b>	12085 (53.69%)	6976 (30.99%)	3446 (15.31%)
<b>Q18</b>	7401 (32.88%)	6827 (30.33%)	8279 (36.78%)
<b>Q19</b>	6855 (30.46%)	11542 (51.28%)	4110 (18.26%)
<b>Q20</b>	9821 (43.64%)	9804 (43.56%)	2882 (12.80%)
<b>Q21</b>	4834 (21.48%)	11516 (51.17%)	6157 (27.36%)

**TABLE A6. High School Survey Response Frequencies by Engagement Type**

	<b>High School Response Count and Frequency (n = 24,967)</b>		
	<b>Committed</b>	<b>Compliant</b>	<b>Disengaged</b>
<b>Q1</b>	6272 (25.12%)	11451 (45.86%)	7244 (29.01%)
<b>Q2</b>	13365 (53.53%)	6999 (28.03%)	4603 (18.44%)
<b>Q3</b>	7849 (31.44%)	12654 (50.68%)	4464 (17.88%)
<b>Q4</b>	9570 (38.33%)	11045 (44.24%)	4352 (17.43%)
<b>Q5</b>	14190 (56.84%)	10054 (40.27%)	723 (2.90%)
<b>Q6</b>	8511 (34.09%)	11633 (46.59%)	4823 (19.32%)
<b>Q7</b>	7303 (29.25%)	12972 (51.96%)	4692 (18.79%)
<b>Q8</b>	6298 (25.23%)	16228 (65.00%)	2441 (9.78%)
<b>Q9</b>	4401 (17.63%)	17100 (68.49%)	3466 (13.88%)
<b>Q10</b>	10870 (43.54%)	7208 (28.87%)	6889 (27.59%)
<b>Q11</b>	3448 (13.81%)	16806 (67.31%)	4713 (18.88%)
<b>Q12</b>	11117 (44.53%)	11953 (47.88%)	1897 (7.60%)
<b>Q13</b>	5560 (22.27%)	13777 (55.18%)	5630 (22.55%)
<b>Q14</b>	7641 (30.60%)	12990 (52.03%)	4336 (17.37%)
<b>Q15</b>	5826 (23.33%)	9376 (37.55%)	9765 (39.11%)
<b>Q16</b>	1628 (6.52%)	13736 (55.02%)	9603 (38.46%)
<b>Q17</b>	11837 (47.41%)	9739 (39.01%)	3391 (13.58%)
<b>Q18</b>	9360 (37.49%)	6032 (24.16%)	9575 (38.35%)
<b>Q19</b>	5936 (23.78%)	14333 (57.41%)	4698 (18.82%)
<b>Q20</b>	10290 (41.21%)	9672 (38.74%)	5005 (20.05%)
<b>Q21</b>	5775 (23.13%)	13380 (53.59%)	5812 (23.28%)

## Appendix B: SES Questions

TABLE B1. Cognia’s Elementary School Student Engagement Survey Item Text

Domain	Position	Elementary School Item Text
<b>Behavioral</b>	01	During class, I...
	02	If a student is upset, I...
	03	If the classwork is hard to do, I...
	04	Following class rules...
	05	When I work in a group, I...
	06	When I am given a task, I...
	07	School rules...
<b>Cognitive</b>	08	Which one is most like you?
	09	In class, I...
	10	Learning goals...
	11	When I have a test, I...
	12	When my teacher asks me a question, I...
	13	The skills I learn in class...
	14	Class activities...
<b>Emotional</b>	15	How do you feel when you say something in class?
	16	At the end of the school day, I feel...
	17	When I need help, I...
	18	How do you feel about your school?
	19	I feel my schoolwork is...
	20	When there is a school activity, I...
	21	What makes you feel good as a student?

**TABLE B2. Cognia’s Middle School Student Engagement Survey Item Text**

<b>Domain</b>	<b>Position</b>	<b>Middle School Item Text</b>
<b>Behavioral</b>	01	During class...
	02	If I see or hear about another student being picked on, I...
	03	If the classwork is hard to do, I...
	04	Following class rules...
	05	When I work in a group, I...
	06	When given a task, I...
	07	School rules...
<b>Cognitive</b>	08	Which response describes how you best learn?
	09	In class, I...
	10	Having learning goals...
	11	To prepare for a test, I...
	12	When my teacher asks me a question, I...
	13	The skills I am being taught...
	14	The class activities...
<b>Emotional</b>	15	How do you feel when you say something in front of the class?
	16	What response best describes how you feel at the end of the day?
	17	Which statement best describes your relationship with your teachers?
	18	How do you feel about your school?
	19	When I think about my schoolwork, I...
	20	When there is a school activity, I...
	21	What makes you feel successful as a student?

**TABLE B3. Cognia’s High School Student Engagement Survey Item Text**

<b>Domain</b>	<b>Position</b>	<b>High School Item Text</b>
<b>Behavioral</b>	01	During class...
	02	If a student is being picked on, I...
	03	If the classwork is hard to do, I...
	04	Following class routines...
	05	When I work in a group, I...
	06	When an assignment is given, I...
	07	School rules...
<b>Cognitive</b>	08	Which response best describes how you see yourself as a student?
	09	When I am in class, I...
	10	Having personal learning goals...
	11	To prepare for a test, I...
	12	When I don’t understand something, I...
	13	The skills I am being taught...
	14	The class activities...
<b>Emotional</b>	15	How do you feel when you say something in front of the class?
	16	Which response best describes how you feel at the end of the day?
	17	Which statement best describes your relationship with your teachers?
	18	What do you like most about your school?
	19	When I think about my schoolwork, I...
	20	When there is a school activity, I...
	21	What makes you feel successful as a student?

## Appendix C: Participating Districts and Schools

TABLE C1. North Dakota Districts and Schools that Participated in 2021 Cognia Student Engagement Survey

District Code	District Name	School Code	School Name
01013	Hettinger Public School District #13	0101335991	Hettinger Elementary School
01013	Hettinger Public School District #13	0101335993	Hettinger High School
02002	Valley City Public School District	0200246011	Jefferson Elementary School
02002	Valley City Public School District	0200289542	Valley City Junior High School
02002	Valley City Public School District	0200289543	Valley City High School
02002	Valley City Public School District	0200292411	Washington Elementary School
02007	Barnes County North 7 District	0200794631	Barnes County North Elementary School
02007	Barnes County North 7 District	0200794633	Barnes County North High School
02046	Litchville-Marion School District	0204652981	Litchville-Marion Elementary School
02046	Litchville-Marion School District	0204654833	Litchville-Marion High School
03005	Minnewaukan School District	0300557411	Minnewaukan Elementary School
03005	Minnewaukan School District	0300557413	Minnewaukan High School
03006	Leeds School District	0300651841	Leeds Elementary School
03006	Leeds School District	0300651843	Leeds High School
03009	Maddock School District	0300909021	Maddock Elementary School
03009	Maddock School District	0300909023	Maddock High School
03016	Oberon School District	0301662261	Oberon Elementary School
03029	Warwick School District	0302992191	Warwick Elementary School
03029	Warwick School District	0302992192	Warwick Middle School
03029	Warwick School District	0302992193	Warwick High School
03030	Fort Totten School District	0303029103	Four Winds High School
04001	Billings County School District	0400117801	DeMores Elementary School
04001	Billings County School District	0400171721	Prairie Elementary School
05001	Bottineau School District	0500110333	Bottineau Jr-Sr High School
05001	Bottineau School District	0500110351	Bottineau Elementary School
05017	Westhope School District	0501793251	Westhope Elementary School
05017	Westhope School District	0501793253	Westhope High School
05054	Newburg-United School District	0505460431	Newburg-United Elementary School
05054	Newburg-United School District	0505460433	Newburg-United High School
06001	Bowman Public School District #1	0600110431	Bowman Co Elementary School
06001	Bowman Public School District #1	0600110433	Bowman Co High School
06001	Bowman Public School District #1	0600174211	Rhame Elementary School
06033	Scranton School District	0603377851	Scranton Elementary School
06033	Scranton School District	0603377853	Scranton High School

<b>District Code</b>	<b>District Name</b>	<b>School Code</b>	<b>School Name</b>
07014	Bowbells School District	0701410371	Bowbells Elementary School
07014	Bowbells School District	0701410373	Bowbells High School
07027	Powers Lake School District	0702771581	Powers Lake Elementary School
07027	Powers Lake School District	0702771583	Powers Lake High School
07036	Burke Central School District	0703652621	Burke Central Elementary School
07036	Burke Central School District	0703652623	Burke Central High School
08001	Bismarck Public School District #1	0800109703	Bismarck High School
08001	Bismarck Public School District #1	0800113481	Centennial Elementary School
08001	Bismarck Public School District #1	0800113653	Century High School
08001	Bismarck Public School District #1	0800118971	Dorothy Moses Elementary School
08001	Bismarck Public School District #1	0800132821	Grimsrud Elementary School
08001	Bismarck Public School District #1	0800136121	Highland Acres Elementary School
08001	Bismarck Public School District #1	0800137952	Horizon Middle School
08001	Bismarck Public School District #1	0800145801	Jeannette Myhre Elementary School
08001	Bismarck Public School District #1	0800151993	Legacy High School
08001	Bismarck Public School District #1	0800152551	Liberty Elementary School
08001	Bismarck Public School District #1	0800152761	Prairie Rose Elementary School
08001	Bismarck Public School District #1	0800152861	Lincoln Elementary School
08001	Bismarck Public School District #1	0800161291	Robert Place Miller Elementary
08001	Bismarck Public School District #1	0800161321	Northridge Elementary School
08001	Bismarck Public School District #1	0800170901	Pioneer Elementary School
08001	Bismarck Public School District #1	0800174721	Rita Murphy Elementary School
08001	Bismarck Public School District #1	0800175611	Roosevelt Elementary School
08001	Bismarck Public School District #1	0800179002	Simle Middle School
08001	Bismarck Public School District #1	0800180381	Solheim Elementary School
08001	Bismarck Public School District #1	0800180503	South Central Alternative HS
08001	Bismarck Public School District #1	0800182631	Sunrise Elementary School
08001	Bismarck Public School District #1	0800191632	Wachter Middle School
08001	Bismarck Public School District #1	0800194141	Will Moore Elementary School
08025	Naughton School District	0802559851	Naughton School
08028	Wing School District	0802894701	Wing Elementary School
08028	Wing School District	0802894703	Wing High School
08033	Menoken School District	0803356661	Menoken Elementary School
08035	Sterling School District	0803582361	Sterling Elementary School
08039	Apple Creek School District	0803904861	Apple Creek School
08045	Manning School District	0804554661	Manning School
09001	Fargo Public Schools	0900107132	Ben Franklin Middle School
09001	Fargo Public Schools	0900108981	Bennett Elementary School
09001	Fargo Public Schools	0900112922	Carl Ben Eielson Middle School

<b>District Code</b>	<b>District Name</b>	<b>School Code</b>	<b>School Name</b>
09001	Fargo Public Schools	0900114181	Clara Barton/Hawthorne Elementary School
09001	Fargo Public Schools	0900117403	Davies High School
09001	Fargo Public Schools	0900118552	Discovery Middle School
09001	Fargo Public Schools	0900120801	Eagles Elementary School
09001	Fargo Public Schools	0900121041	Ed Clapp Elementary
09001	Fargo Public Schools	0900127443	South High School
09001	Fargo Public Schools	0900127891	Centennial Elementary School
09001	Fargo Public Schools	0900137331	Horace Mann/Roosevelt Elementary School
09001	Fargo Public Schools	0900145981	Jefferson Elementary School
09001	Fargo Public Schools	0900148831	Kennedy Elementary
09001	Fargo Public Schools	0900152221	Lewis & Clark Elementary School
09001	Fargo Public Schools	0900152771	Lincoln Elementary School
09001	Fargo Public Schools	0900153241	Longfellow Elementary School
09001	Fargo Public Schools	0900154351	Madison Elementary
09001	Fargo Public Schools	0900156251	McKinley Elementary School
09001	Fargo Public Schools	0900161253	North High School
09001	Fargo Public Schools	0900192431	Washington Elementary School
09001	Fargo Public Schools	0900195163	Woodrow Wilson Alternative HS
09002	Kindred School District	0900249331	Kindred Elementary School
09002	Kindred School District	0900249343	Kindred High School
09004	Maple Valley School District	0900411481	Maple Valley Elementary School
09004	Maple Valley School District	0900411483	Maple Valley High School
09006	West Fargo School District	0900605451	Aurora Elementary School
09006	West Fargo School District	0900610621	Brooks Harbor Elementary School
09006	West Fargo School District	0900617741	Deer Creek Elementary School
09006	West Fargo School District	0900617762	Heritage Middle School
09006	West Fargo School District	0900627521	Eastwood Elementary School
09006	West Fargo School District	0900628961	Freedom Elementary
09006	West Fargo School District	0900635001	Harwood Elementary School
09006	West Fargo School District	0900637381	Horace Elementary School
09006	West Fargo School District	0900650711	L E Berger Elementary School
09006	West Fargo School District	0900650902	Cheney Middle School
09006	West Fargo School District	0900652011	Legacy Elementary School
09006	West Fargo School District	0900652582	Liberty Middle School
09006	West Fargo School District	0900678653	Sheyenne High School
09006	West Fargo School District	0900680541	South Elementary School
09006	West Fargo School District	0900680611	Osgood Elementary School
09006	West Fargo School District	0900693153	West Fargo High School

<b>District Code</b>	<b>District Name</b>	<b>School Code</b>	<b>School Name</b>
09006	West Fargo School District	0900693161	Independence Elementary
09006	West Fargo School District	0900693501	Westside Elementary School
09006	West Fargo School District	0900694033	Horace High School
09006	West Fargo School District	0900694201	Willow Park Elementary School
09007	Mapleton School District	0900754791	Mapleton Elementary School
09017	Central Cass School District	0901713541	Central Cass Elementary School
09017	Central Cass School District	0901713542	Central Cass Middle School
09017	Central Cass School District	0901713543	Central Cass High School
09080	Hope Page School District #85	0908568871	Hope Page Elementary School
09080	Hope Page School District #85	0908568883	Hope Page High School
09097	Northern Cass School District	0909761211	Northern Cass Elementary School
09097	Northern Cass School District	0909761212	Northern Cass Middle School
09097	Northern Cass School District	0909761213	Northern Cass High School
10019	Munich School District	1001958951	Munich Elementary School
10019	Munich School District	1001958953	Munich High School
10023	Langdon Public School District #23	1002351533	Langdon Area High School
10023	Langdon Public School District #23	1002351541	Langdon Area Elementary School
11040	Ellendale School District	1104023331	Ellendale Elementary School
11040	Ellendale School District	1104023333	Ellendale High School
11041	Oakes Public Schools	1104133081	Oakes Elementary School
11041	Oakes Public Schools	1104162153	Oakes High School
12001	Divide County School District	1200118601	Divide County Elementary School
12001	Divide County School District	1200118663	Divide County High School
13016	Killdeer School District	1301649271	Killdeer Elementary School
13016	Killdeer School District	1301649273	Killdeer High School
13019	Halliday School District	1301933901	Halliday Elementary School
13037	Twin Buttes School District	1303785821	Twin Buttes Elementary School
14002	New Rockford-Sheyenne School District	1400259711	New Rockford-Sheyenne Elementary School
14002	New Rockford-Sheyenne School District	1400259713	New Rockford-Sheyenne High School
15006	Hazelton-Moffit-Braddock School District	1500635251	Hazelton-Moffit-Braddock Elementary School
15006	Hazelton-Moffit-Braddock School District	1500635253	Hazelton-Moffit-Braddock High School
15010	Bakker School District	1501007721	Bakker Elementary School
15015	Strasburg School District	1501582481	Strasburg Elementary School
15015	Strasburg School District	1501582483	Strasburg High School
15036	Linton School District	1503652881	Linton Elementary School
15036	Linton School District	1503652883	Linton High School
16049	Carrington School District	1604913031	Carrington Elementary School

<b>District Code</b>	<b>District Name</b>	<b>School Code</b>	<b>School Name</b>
16049	Carrington School District	1604913043	Carrington High School
17003	Beach School District	1700308503	Beach High School
17003	Beach School District	1700352781	Lincoln Elementary School
17006	Lone Tree School District	1700631911	Golva Elementary School
18001	Grand Forks School District	1800108921	Phoenix Elementary School
18001	Grand Forks School District	1800108961	Ben Franklin Elementary School
18001	Grand Forks School District	1800113641	Century Elementary School
18001	Grand Forks School District	1800118561	Discovery Elementary School
18001	Grand Forks School District	1800132393	Central High School
18001	Grand Forks School District	1800144991	J Nelson Kelly Elementary School
18001	Grand Forks School District	1800151251	Lake Agassiz Elementary School
18001	Grand Forks School District	1800152251	Lewis & Clark Elementary School
18001	Grand Forks School District	1800159831	Nathan Twining Elementary School
18001	Grand Forks School District	1800159832	Nathan Twining Middle School
18001	Grand Forks School District	1800173603	Red River High School
18001	Grand Forks School District	1800177712	Schroeder Middle School
18001	Grand Forks School District	1800180622	South Middle School
18001	Grand Forks School District	1800189752	Valley Middle School
18001	Grand Forks School District	1800190341	Viking Elementary School
18001	Grand Forks School District	1800193131	West Elementary School
18001	Grand Forks School District	1800194061	Wilder Elementary School
18001	Grand Forks School District	1800194751	Winship Elementary School
18044	Larimore School District	1804451631	Larimore Elementary School
18044	Larimore School District	1804451693	Larimore High School
18061	Thompson School District	1806184161	Thompson Elementary School
18061	Thompson School District	1806184163	Thompson High School
18125	Manvel School District	1812554731	Manvel Elementary School
18127	Emerado School District	1812723621	Emerado Elementary School
18128	Midway School District	1812857071	Midway Elementary School
18128	Midway School District	1812857073	Midway High School
18129	Northwood School District	1812961341	Northwood Elementary School
18129	Northwood School District	1812961343	Northwood High School
19018	Roosevelt School District	1901813061	Roosevelt Elementary School
19049	Elgin-New Leipzig School District	1904923281	Elgin-New Leipzig Elementary School
19049	Elgin-New Leipzig School District	1904923283	Elgin-New Leipzig High School
20007	Midkota School District	2000709581	Midkota Elementary School
20007	Midkota School District	2000731723	Midkota High School
20018	Griggs County Central School District	2001815551	Griggs County Central Elementary School
20018	Griggs County Central School District	2001815553	Griggs County Central High School

<b>District Code</b>	<b>District Name</b>	<b>School Code</b>	<b>School Name</b>
21001	Mott-Regent Public School District #1	2100158581	Mott-Regent Elementary School
21001	Mott-Regent Public School District #1	2100158583	Mott-Regent High School
21009	New England School District	2100960261	New England Elementary School
21009	New England School District	2100960263	New England High School
22001	Kidder Co School District	2200182321	Steele-Dawson Elementary School
22001	Kidder Co School District	2200182323	Steele-Dawson High School
23003	Edgeley School District	2300321061	Willow Bank Colony School
23003	Edgeley School District	2300321071	Edgeley Elementary School
23003	Edgeley School District	2300321073	Edgeley High School
23007	Kulm School District	2300750721	Kulm Elementary School
23007	Kulm School District	2300750723	Kulm High School
23008	LaMoure School District	2300851451	Lamoure Elementary School
23008	LaMoure School District	2300851453	Lamoure High School
24002	Napoleon School District	2400259771	Napoleon Elementary School
24002	Napoleon School District	2400259773	Napoleon High School
24056	Gackle-Streeter School District	2405630131	Gackle-Streeter Elementary School
24056	Gackle-Streeter School District	2405630133	Gackle-Streeter High School
25001	Velva School District	2500190031	Velva Elementary School
25001	Velva School District	2500190033	Velva High School
25014	Anamoose School District	2501403891	Anamoose Elementary School
25057	Drake School District	2505719253	Drake High School
25060	TGU School District	2506032531	TGU-Granville Elementary School
25060	TGU School District	2506032533	Tgu-Granville High School
25060	TGU School District	2506060461	TGU-Towner Elementary School
25060	TGU School District	2506060463	Tgu-Towner High School
26004	Zeeland School District	2600498491	Zeeland Elementary School
26004	Zeeland School District	2600498493	Zeeland High School
26009	Ashley School District	2600905391	Ashley Elementary School
26009	Ashley School District	2600905393	Ashley High School
26019	Wishek School District	2601994771	Wishek Elementary School
26019	Wishek School District	2601994773	Wishek High School
27001	McKenzie County School District #1	2700156063	Watford City High School
27001	McKenzie County School District #1	2700156071	Badlands Elementary School
27001	McKenzie County School District #1	2700156092	Watford City Middle School
27001	McKenzie County School District #1	2700156111	Fox Hills Elementary School
27001	McKenzie County School District #1	2700156123	Wolves Center Academy
27002	Alexander School District	2700203151	Alexander Elementary School
27002	Alexander School District	2700203153	Alexander High School
27014	Yellowstone School District	2701427411	East Fairview School

<b>District Code</b>	<b>District Name</b>	<b>School Code</b>	<b>School Name</b>
27032	Horse Creek School District	2703237411	Horse Creek School
27036	Mandaree School District	2703654591	Mandaree Elementary School
27036	Mandaree School District	2703654593	Mandaree High School
28001	Wilton School District	2800194511	Wilton Elementary School
28001	Wilton School District	2800194513	Wilton High School
28004	Washburn School District	2800492391	Washburn Elementary School
28004	Washburn School District	2800492393	Washburn High School
28008	Underwood School District	2800888061	Underwood Elementary School
28008	Underwood School District	2800888063	Underwood High School
28050	Max School District	2805055191	Max Elementary School
28050	Max School District	2805055193	Max High School
28051	Garrison School District	2805109901	Bob Callies Elementary School
28051	Garrison School District	2805130523	Garrison High School
28072	Turtle Lake-Mercer School District	2807285621	Turtle Lake-Mercer Elementary School
28072	Turtle Lake-Mercer School District	2807285623	Turtle Lake-Mercer High School
28085	White Shield School District	2808593631	White Shield Elementary School
28085	White Shield School District	2808593633	White Shield High School
29003	Hazen School District	2900335281	Hazen Elementary School
29003	Hazen School District	2900335293	Hazen High School
29003	Hazen School District	2900335302	Hazen Middle School
29027	Beulah Public School District #27	2902709243	Beulah High School
29027	Beulah Public School District #27	2902709262	Beulah Middle School
29027	Beulah Public School District #27	2902709281	Beulah Elementary School
30001	Mandan Public School District #1	3000110573	Brave Center Academy
30001	Mandan Public School District #1	3000116561	Custer Elementary School
30001	Mandan Public School District #1	3000129251	Fort Lincoln Elementary School
30001	Mandan Public School District #1	3000152281	Lewis & Clark Elementary School
30001	Mandan Public School District #1	3000154533	Mandan High School
30001	Mandan Public School District #1	3000154572	Mandan Middle School
30001	Mandan Public School District #1	3000173611	Red Trail Elementary
30001	Mandan Public School District #1	3000175691	Roosevelt Elementary School
30001	Mandan Public School District #1	3000182861	Mary Stark Elementary School
30004	Little Heart School District	3000481231	Little Heart Elementary School
30013	Hebron School District	3001335371	Hebron Elementary School
30013	Hebron School District	3001335373	Hebron High School
30017	Sweet Briar School District	3001782741	Sweet Briar School
30039	Flasher School District	3003928541	Flasher Elementary School
30039	Flasher School District	3003928543	Flasher High School
30048	Glen Ullin School District	3004831651	Glen Ullin Elementary School

<b>District Code</b>	<b>District Name</b>	<b>School Code</b>	<b>School Name</b>
30048	Glen Ullin School District	3004831653	Glen Ullin High School
30049	New Salem-Almont School District	3004960333	New Salem-Almont High School
30049	New Salem-Almont School District	3004971761	Prairie View Elementary School
31001	New Town School District	3100160361	Edwin Loe Elementary School
31001	New Town School District	3100160393	New Town High School
31002	Stanley School District	3100282171	Stanley Elementary School
31002	Stanley School District	3100282183	Stanley High School
31003	Parshall School District	3100369231	Parshall Elementary School
31003	Parshall School District	3100369253	Parshall High School
32001	Dakota Prairie School District	3200156411	Dakota Prairie Elementary School
32001	Dakota Prairie School District	3200188263	Dakota Prairie High School
32066	Lakota School District	3206651363	Lakota High School
32066	Lakota School District	3206651371	Lakota Elementary School
33001	Center-Stanton School District	3300113501	Center-Stanton Elementary School
33001	Center-Stanton School District	3300113503	Center-Stanton High School
34006	Cavalier School District	3400613231	Cavalier Elementary School
34006	Cavalier School District	3400613233	Cavalier High School
34019	Drayton School District	3401919281	Drayton Elementary School
34019	Drayton School District	3401919283	Drayton High School
34043	Saint Thomas School District	3404382121	Saint Thomas Elementary School
34043	Saint Thomas School District	3404382123	Saint Thomas High School
34100	North Border School District	3410069821	North Border-Pembina Elementary School
34100	North Border School District	3410069823	North Border-Pembina High School
34100	North Border School District	3410091861	North Border-Walhalla Elementary School
34100	North Border School District	3410091863	North Border-Walhalla High School
34118	Valley-Edinburg School District	3411816261	Valley-Edinburg Elementary School-Crystal
34118	Valley-Edinburg School District	3411821093	Valley-Edinburg High School
35005	Rugby Public School District #5	3500576143	Rugby High School
35005	Rugby Public School District #5	3500576161	Rugby Ely Elementary School
36001	Devils Lake Public School District	3600118293	Devils Lake High School
36001	Devils Lake Public School District	3600118332	Central Middle School
36001	Devils Lake Public School District	3600171781	Prairie View Elementary School
36001	Devils Lake Public School District	3600182801	Sweetwater Elementary School
36002	Edmore School District	3600221131	Edmore Elementary School
36002	Edmore School District	3600221133	Edmore High School
36044	Starkweather School District	3604482301	Starkweather Elementary School
36044	Starkweather School District	3604482303	Starkweather High School
37006	Fort Ransom School District	3700628981	Fort Ransom Elementary School

<b>District Code</b>	<b>District Name</b>	<b>School Code</b>	<b>School Name</b>
37019	Lisbon Public School District #19	3701952901	Lisbon Elementary School
37019	Lisbon Public School District #19	3701952931	Lisbon Middle School
37019	Lisbon Public School District #19	3701952963	Lisbon High School
37024	Enderlin Area School District	3702423871	Enderlin Area Elementary School
37024	Enderlin Area School District	3702423873	Enderlin Area High School
37024	Enderlin Area School District	3702432521	Grant Colony School
38001	Mohall-Lansford-Sherwood School District	3800157781	Mls-Mohall Elementary School
38001	Mohall-Lansford-Sherwood School District	3800157783	Mls-Mohall High School
38026	Glenburn School District	3802631691	Glenburn Elementary School
38026	Glenburn School District	3802631693	Glenburn High School
39008	Hankinson School District	3900834321	Hankinson Elementary School
39008	Hankinson School District	3900834323	Hankinson High School
39018	Fairmount School District	3901827391	Fairmount Elementary School
39018	Fairmount School District	3901827393	Fairmount High School
39028	Lidgerwood School District	3902852601	Lidgerwood Elementary School
39028	Lidgerwood School District	3902852603	Lidgerwood High School
39037	Wahpeton Public Schools	3903713621	Wahpeton Elementary
39037	Wahpeton Public Schools	3903713632	Wahpeton Middle School
39037	Wahpeton Public Schools	3903791703	Wahpeton High School
39042	Wyndmere School District	3904296271	Wyndmere Elementary School
39042	Wyndmere School District	3904296273	Wyndmere High School
39044	Richland School District	3904420311	Richland Elementary School
39044	Richland School District	3904461203	Richland Jr-Sr High School
40001	Dunseith School District	4000119663	Dunseith High School
40001	Dunseith School District	4000119681	Dunseith Elementary School
40003	Saint John School District	4000381521	Saint John Elementary School
40003	Saint John School District	4000381523	Saint John High School
40004	Mt. Pleasant School District	4000450551	Mt Pleasant Elementary School
40004	Mt. Pleasant School District	4000450553	Mt Pleasant High School
40007	Belcourt School District 7	4000785651	Turtle Mountain Elementary School
40029	Rolette School District	4002975551	Rolette Elementary School
40029	Rolette School District	4002975553	Rolette High School
41002	Milnor School District	4100257191	Milnor Elementary School
41002	Milnor School District	4100257193	Milnor High School
41002	Milnor School District	4100277571	Sundale Colony Elementary School
41002	Milnor School District	4100277573	Sundale Colony High School
41003	North Sargent School District #3	4100361301	North Sargent Elementary School
41003	North Sargent School District #3	4100361303	North Sargent High School

<b>District Code</b>	<b>District Name</b>	<b>School Code</b>	<b>School Name</b>
41006	Sargent Central School District	4100677091	Sargent Central Elementary School
41006	Sargent Central School District	4100677093	Sargent Central High School
42016	Goodrich School District	4201631991	Goodrich Elementary School
42019	McClusky School District	4201953201	McClusky Elementary School
42019	McClusky School District	4201955323	McClusky High School
43003	Solen School District	4300312781	Cannon Ball Elementary School
43003	Solen School District	4300380363	Solen High School
43004	Fort Yates School District	4300429212	Fort Yates Middle School
43008	Selfridge School District	4300878041	Selfridge Elementary School
43008	Selfridge School District	4300878043	Selfridge High School
44012	Marmarth 12 School District	4401254861	Marmarth Elementary School
45001	Dickinson Public School District #1	4500118443	Southwest Community High School
45001	Dickinson Public School District #1	4500118453	Dickinson High School
45001	Dickinson Public School District #1	4500118482	Dickinson Middle School
45001	Dickinson Public School District #1	4500131601	Heart River Elementary School
45001	Dickinson Public School District #1	4500146001	Jefferson Elementary School
45001	Dickinson Public School District #1	4500152821	Lincoln Elementary School
45001	Dickinson Public School District #1	4500171731	Prairie Rose Elementary
45001	Dickinson Public School District #1	4500171801	P S Berg Elementary School
45001	Dickinson Public School District #1	4500175741	Roosevelt Elementary School
45009	South Heart School District	4500980601	South Heart Elementary School
45009	South Heart School District	4500980603	South Heart High School
45013	Belfield School District	4501308841	Belfield Elementary School
45013	Belfield School District	4501308843	Belfield High School
45034	Richardton-Taylor School District	4503474331	Richardton-Taylor Elementary School
45034	Richardton-Taylor School District	4503474333	Richardton-Taylor High School
45034	Richardton-Taylor School District	4503483351	Taylor-Richardton Elementary School
46019	Finley-Sharon School District	4601928271	Finley-Sharon Elementary School
46019	Finley-Sharon School District	4601928273	Finley-Sharon High School
47001	Jamestown Public School District #1	4700145703	Jamestown High School
47001	Jamestown Public School District #1	4700145732	Jamestown Middle School
47001	Jamestown Public School District #1	4700146041	Gussner Elementary School
47001	Jamestown Public School District #1	4700152841	Lincoln Elementary School
47001	Jamestown Public School District #1	4700153301	Louis L'Amour Elementary School
47001	Jamestown Public School District #1	4700175711	Roosevelt Elementary School
47001	Jamestown Public School District #1	4700192471	Washington Elementary
47003	Medina School District	4700356571	Medina Elementary School
47003	Medina School District	4700356573	Medina High School
47010	Pingree-Buchanan School District	4701011441	Pingree-Buchanan Elementary School

<b>District Code</b>	<b>District Name</b>	<b>School Code</b>	<b>School Name</b>
47010	Pingree-Buchanan School District	4701070873	Pingree-Buchanan High School
47014	Montpelier School District	4701457941	Montpelier Elementary School
47014	Montpelier School District	4701457943	Montpelier High School
47019	Kensal School District	4701948921	Kensal Elementary School
47019	Kensal School District	4701948923	Kensal High School
48010	North Star School District	4801012771	North Star Elementary School
48010	North Star School District	4801012773	North Star High School
49003	Central Valley School District	4900313691	Central Valley Elementary School
49003	Central Valley School District	4900313693	Central Valley High School
49007	Hatton Eielson School District	4900735041	Hatton Eielson Elementary School
49007	Hatton Eielson School District	4900735043	Hatton Eielson High School
49009	Hillsboro Public School District #9	4900936303	Hillsboro High School
49014	May-Port CG School District	4901455262	May-Port CG Middle School
49014	May-Port CG School District	4901455263	May-Port CG High School
50003	Grafton Public School District #1	5000313661	Century Elementary School
50003	Grafton Public School District #1	5000332313	Grafton High School
50003	Grafton Public School District #1	5000332352	Grafton Junior High School
50005	Fordville-Lankin School District	5000528911	Fordville-Lankin Elementary School
50005	Fordville-Lankin School District	5000528913	Fordville-Lankin High School
50008	Park River Area District	5000892081	Park River Area Elementary School
50008	Park River Area District	5000892083	Park River Area High School
50020	Minto School District	5002057591	Minto Elementary School
50020	Minto School District	5002057593	Minto High School
51001	Minot Public School District #1	5100108691	Bel Air Elementary
51001	Minot Public School District #1	5100108861	Bell Elementary
51001	Minot Public School District #1	5100117151	Dakota Elementary
51001	Minot Public School District #1	5100121111	Edison Elementary
51001	Minot Public School District #1	5100124802	Erik Ramstad Middle School
51001	Minot Public School District #1	5100146452	Jim Hill Middle School
51001	Minot Public School District #1	5100146701	John Hoeven Elementary School
51001	Minot Public School District #1	5100153261	Longfellow Elementary
51001	Minot Public School District #1	5100156101	McKinley Elementary
51001	Minot Public School District #1	5100156602	Memorial Middle School
51001	Minot Public School District #1	5100157461	North Plains Elementary
51001	Minot Public School District #1	5100157503	Minot High School-Central Campus
51001	Minot Public School District #1	5100157523	Magic City Campus High School
51001	Minot Public School District #1	5100161261	Lewis and Clark Elementary
51001	Minot Public School District #1	5100169901	Perkett Elementary
51001	Minot Public School District #1	5100175771	Roosevelt Elementary

<b>District Code</b>	<b>District Name</b>	<b>School Code</b>	<b>School Name</b>
51001	Minot Public School District #1	5100180473	Souris River Campus Alt High School
51001	Minot Public School District #1	5100182641	Sunnyside Elementary
51001	Minot Public School District #1	5100192491	Washington Elementary
51004	Nedrose School District	5100460051	Nedrose Elementary School
51004	Nedrose School District	5100460061	Nedrose Elementary School 4-8
51004	Nedrose School District	5100460063	Nedrose High School
51007	United School District	5100788191	Burlington-Des Lacs Elementary School
51007	United School District	5100788233	Des Lacs-Burlington High School
51016	Sawyer School District	5101677171	Sawyer Elementary School
51028	Kenmare School District	5102848781	Kenmare Elementary School
51028	Kenmare School District	5102848823	Kenmare High School
51041	Surrey School District	5104182661	Surrey Elementary School
51041	Surrey School District	5104182663	Surrey High School
51070	South Prairie School District	5107080681	South Prairie Elementary School
51070	South Prairie School District	5107080683	South Prairie High School
51161	Lewis and Clark School District	5116109161	Berthold Elementary School
51161	Lewis and Clark School District	5116109163	Berthold High School
51161	Lewis and Clark School District	5116171081	North Shore Plaza Elementary School
51161	Lewis and Clark School District	5116171083	North Shore High School
52025	Fessenden-Bowdon School District	5202527921	Fessenden-Bowdon Elementary School
52025	Fessenden-Bowdon School District	5202527923	Fessenden-Bowdon High School
52038	Harvey Public Schools	5203834781	B M Hanson Elementary School
52038	Harvey Public Schools	5203834793	Harvey High School
53001	Williston Public School District #1	5300107691	Bakken Elementary School
53001	Williston Public School District #1	5300117753	Del Easton Alt High School
53001	Williston Public School District #1	5300133701	Hagan Elementary School
53001	Williston Public School District #1	5300152311	Lewis & Clark Elementary School
53001	Williston Public School District #1	5300156291	McVay Elementary School
53001	Williston Public School District #1	5300174451	Rickard Elementary School
53001	Williston Public School District #1	5300187002	Asb Innovation Academy
53001	Williston Public School District #1	5300194121	Wilkinson Elementary School
53001	Williston Public School District #1	5300194163	Williston High School
53001	Williston Public School District #1	5300194182	Williston Middle School
53002	Nesson School District	5300273521	Ray Elementary School
53002	Nesson School District	5300273523	Ray High School
53006	Eight Mile School District	5300622701	Eight Mile Elementary School
53006	Eight Mile School District	5300622703	Eight Mile High School
53008	Williams County 8	5300857452	Missouri Ridge Middle School
53008	Williams County 8	5300876001	Round Prairie Elementary School

<b>District Code</b>	<b>District Name</b>	<b>School Code</b>	<b>School Name</b>
53015	Tioga School District	5301513601	Central Elementary School
53015	Tioga School District	5301584633	Tioga High School
53099	Grenora School District	5309932811	Grenora Elementary School
53099	Grenora School District	5309932813	Grenora High School