



NORTH DAKOTA DEPARTMENT OF
PUBLIC INSTRUCTION

Evaluating and updating the Continuous Improvement Plan for a new year

April 04, 2022

Presenter: Dr. Nicole Reeves,
Director Improvement Services

Plan for today

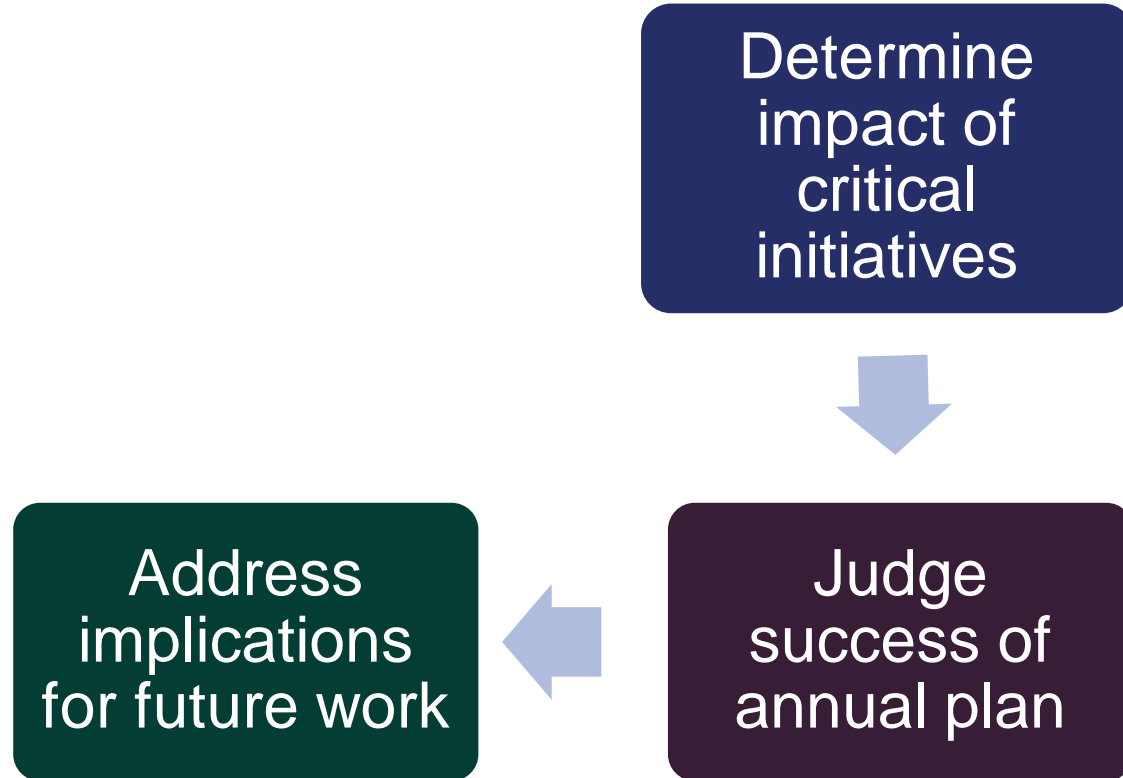
1. **Evaluate** the 2021-2022 current plan in April 2022.
2. **Copy and rename** plan – 2022-2023 *Your School Name* Continuous Improvement Plan.
3. **Revise** your plans for 2022-2023 which are due May 1, 2022.
 - **Review and modify** current plan including Objectives, Critical Initiatives, Intended Outcomes, Key Measures, Activities (as needed).
 - **Setting** dates for Critical Initiatives that will be covered this 2022-2023 school year; and.
 - **Determining** benchmark activities and dates for monitoring each critical initiative.

An abstract graphic on the left side of the slide. It features a large white shape that resembles a stylized letter 'C' or a partial circle. Inside this white shape, there is a smaller red circle. The background is a solid dark blue color.

Evaluate current plan

Complete in April

Phase 4: Evaluating



- Determine results
- Verify implementation fidelity
- Describe findings
- Make informed decisions

An abstract graphic on the left side of the slide. It features a large white shape that resembles a stylized letter 'C' or a partial circle. Inside this white shape, there is a solid red circle. The background is a solid dark blue color.



Copy and rename plan for 2022-2023

Complete by May 1, 2022

Critical due dates and reminders

- April of each year: Current plan should be evaluated and marked complete.

My Plans (1 plans) 🔍 New Plan

Name	Institution	Creator	Last Modified	Start Date	End Date	Status	⋮
2020-2021 Central Campus High School	Minot High School-... Minot, North Dakota	Bill Cox Minot High School-...	03/08/2021				

- May 1 of each year: New plan copied, renamed, and adjusted.
- For a historical reference do not delete or rename current year's plan.

Go to www.cognia.org – select “ACCESS MYJOURNEY”




The screenshot shows the Cognia website header and main content area. The header is a dark bar with white text and icons. Below the header is a white navigation bar with the Cognia logo and several menu items. The main content area features a large image of two young girls smiling, with text overlaid on the left side.

NEW LOGIN | ACCESS MYJOURNEY | PAY ONLINE | FIND AN ACCREDITED SCHOOL | SEARCH

cognia™ Membership Services ▼ Insights ▼ News & Events ▼ The Source Why Cognia ▼ **CONTACT US**

Educators are passionate about providing opportunities for all students to thrive. As educators ourselves, we share that passion. That’s why we connect professionals around the world in a community that learns, grows, and improves—together.

Log into the Cognia Improvement Platform



Login

Email Address

Password

Login

[Request Password](#) [Contact us for login help](#)

or log in to
ASSISTTM

myJourneyTM

Search by full school/system name

myJourney™


Select Institution

Welcome, Nicole ▾

Which institution would you like to view?
Search by Institution name, location or customer number

🔍 Search

Open Strategies module



The "Plans" page displays a table of strategies categorized by school level. A red arrow points from the "Strategies" link in the table to the "Go to strategies" button below.

	Strategies
Elementary Schools	14
Middle Schools	3
High Schools	4
District	3
Total:	24

[Go to strategies](#)

Find the LATEST saved plan and select the action menu (three dots)

My Plans (37 plans) 🔍 New Plan

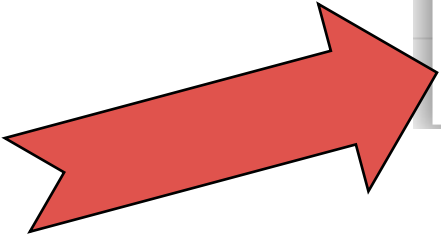
Name	Creator	Last Modified	Start Date	End Date	Status	
2021-2026 Sunshine Schools Continuous Improvement Plan Year 1	Improvement Services Nicole Reeves <i>Improvement Services</i>	07/22/2021	07/01/2021	06/30/2026		

Select “Copy”

My Plans (37 plans) 🔍 New Plan

Name	Institution	Creator	Last Modified	Start Date	End Date	Status	
2021-2026 Sunshine Schools Continuous Improvement Plan Year 1	Improvement Services	Nicole Reeves <i>Improvement Services</i>	07/22/2021	07/01/2021	06/30/2026		

- ⋮
- 📂 Open
- ✎ Edit
- ⬇️ Download
- 🗑️ Delete
- 📄 Copy



Follow the 4 steps as directed to copy

Copy Plan

1 — 2 — 3 — 4

Create a New Plan with information imported from State Plan .

Step 1:

Please review your current Vision, Mission, and Belief Statements. If there are no changes check the box to include your new plan. Next, add the Priority Statement(s) that will continue to connect to your new plan. Then select "Next" to proceed.

Vision, Mission, and Belief Statement

Check box to include the Vision, Mission, and Belief Statements

Add Priority Statement(s)*

Select one or more Priority Statements

* Indicates required field

Next

Select each item to carry over to the new annual plan OR “Select All...”

The screenshot shows a 'Copy Plan' dialog box overlaid on a 'My Plans' interface. The dialog has a red header with a close button and a progress indicator with four steps (1-4). The main content is a list of priority statements, each with a checkbox. The first checkbox is checked, and a summary bar at the bottom indicates 'All Priority Statements Selected (4)'. A 'Next' button is visible at the bottom right of the dialog.

Name	Institution
Sample	Institution
Sample - Clark County	Institution
Sample Plan 2020-2024	Institution
State Plan	Institution
Trusted Partners	Institution

Copy Plan

1 — 2 — 3 — 4

- Select All Priority Statements**
- Establishing and documenting processes and steps for monitoring and evaluating learning environments can ensure all school leaders observe and rate learning environments within their schools.
- Using a variety of virtual communication methods can improve stakeholder engagement.
- Upgrading the technology infrastructure of the school would enhance student access to online learning courses.
- Implementing personalized learning instruction can improve student readiness for middle school.

All Priority Statements Selected (4)

* Indicates required field

Next

At step 4, rename your plan to “*School Year, Full School Name, Continuous Improvement Plan*”
(example: 2021-2022 Sunshine Elementary School Continuous Improvement Plan)

Copy Plan

1 — 2 — 3 — 4

Step 4:

Please enter a name for your new plan and select the beginning and end dates for your new plan. Then select "Add New Plan" to complete.

Name your Plan*

Enter a new plan name Remaining: 80

Select Target Dates

Start Date

End Date

* Indicates required field

Previous Add New Plan

Continuing step 4, set your target dates of Start Date of May 1, 2021 and End Date of April 30, 2022

My Plans (18 plans)

Name	Institut
Sample	improve Services
Sample - Clark County	Improve Services
Sample Plan 2020-2024	Improve Services
State Plan	Improve Services
Trusted Partners	Improvement Services

Copy Plan

1 — 2 — 3 — 4

Step 4:

Please enter a name for your new plan and select the beginning and end dates for your new plan. Then select "Add New Plan" to complete.

Name your Plan*

Remaining: 80

Select Target Dates

Start Date

End Date

* Indicates required field

Previous Add New Plan

At step 4, select Add New Plan

Copy Plan [Close]

1 — 2 — 3 — 4

Step 4:
Please enter a name for your new plan and select the beginning and end dates for your new plan. Then select "Add New Plan" to complete.

Name your Plan*

Remaining: 80

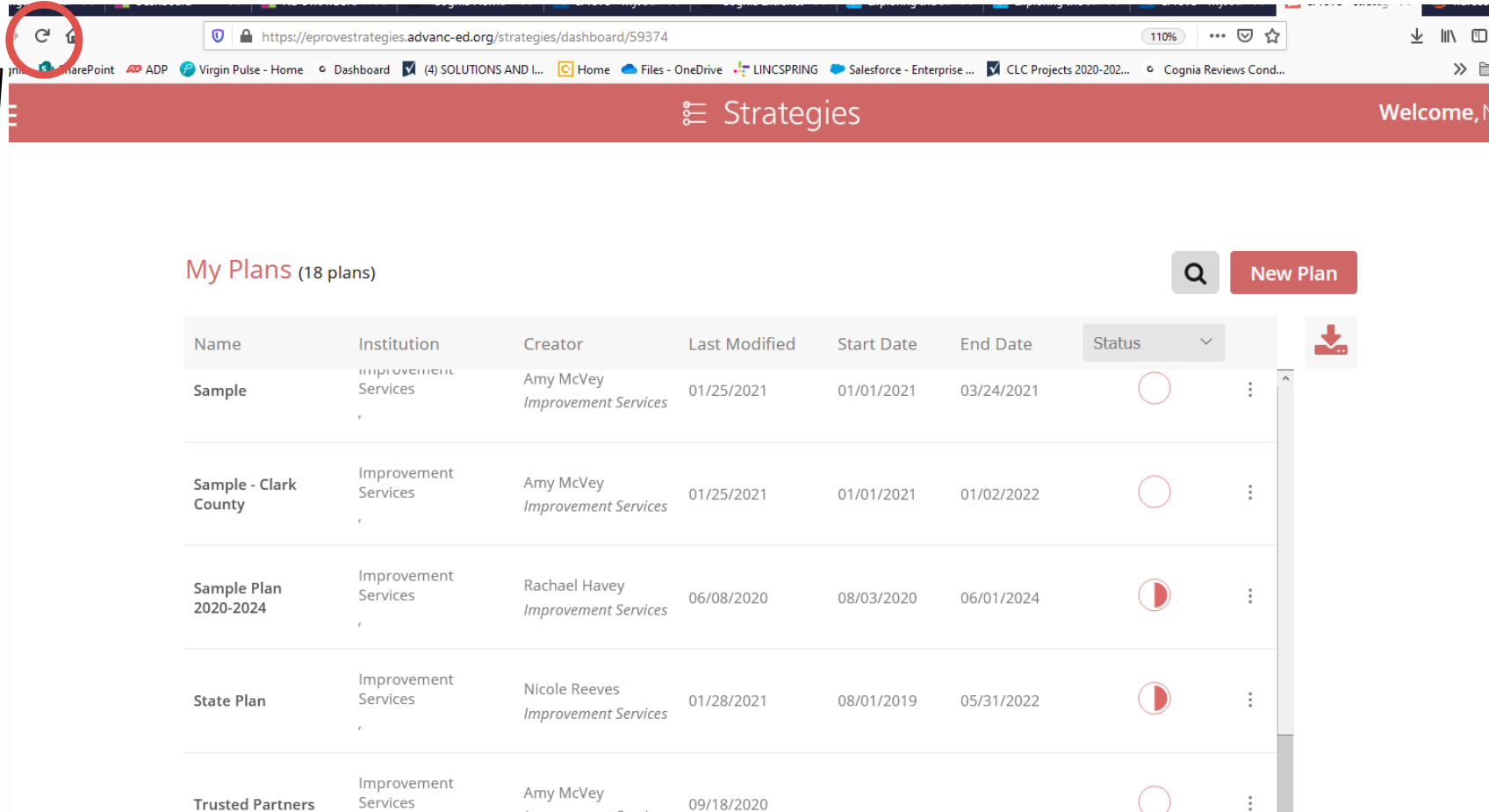
Select Target Dates

* Indicates required field






My Plans (18 plans)

Name	Institut
Sample	improve Services
Sample - Clark County	Improve Services
Sample Plan 2020-2024	Improve Services
State Plan	Improve Services
Trusted Partners	Improvement Services

Refresh your browser and new plan will appear



The screenshot shows a web browser window with the URL <https://eprovestrategies.advanc-ed.org/strategies/dashboard/59374>. The browser's address bar and tabs are visible. A red arrow points to the refresh button in the browser's toolbar. The web application interface has a red header with the text "Strategies" and "Welcome, Ni". Below the header, there is a section titled "My Plans (18 plans)" with a search icon and a "New Plan" button. A table lists several plans with columns for Name, Institution, Creator, Last Modified, Start Date, End Date, and Status. The status column contains circular progress indicators.

Name	Institution	Creator	Last Modified	Start Date	End Date	Status
Sample	Improvement Services	Amy McVey <i>Improvement Services</i>	01/25/2021	01/01/2021	03/24/2021	
Sample - Clark County	Improvement Services	Amy McVey <i>Improvement Services</i>	01/25/2021	01/01/2021	01/02/2022	
Sample Plan 2020-2024	Improvement Services	Rachael Havey <i>Improvement Services</i>	06/08/2020	08/03/2020	06/01/2024	
State Plan	Improvement Services	Nicole Reeves <i>Improvement Services</i>	01/28/2021	08/01/2019	05/31/2022	
Trusted Partners	Improvement Services	Amy McVey	09/18/2020			

An abstract graphic on the left side of the slide, featuring a large white curved shape, a smaller white curved shape above it, and a solid red circle positioned between the two white shapes.

Revise your plans for 2022-2023

Complete by May 1, 2022

Once new plan is copied and named...

- 1. Review and modify** Objectives, Critical Initiatives, Intended Outcomes, Key Measures, Activities (as needed).
- 2. Set** dates for Critical Initiatives that will be covered this 2022-2023 school year.
- 3. Determine** benchmark activities and dates for monitoring each critical initiative.

Review Steps for Annual Plan Completion

1. **Evaluate** the 2021-2022 current annual plan in April 2022
2. **Copy and rename** plan – 2022-2023 *Your School Name* Continuous Improvement Plan.
3. **Revise** your plans for 2022-2023 which are due May 1, 2022.
 - **Review and modify** Objectives, Critical Initiatives, Intended Outcomes, Key Measures, Activities (as needed).
 - **Set** dates for Critical Initiatives that will be covered this 2022-2023 school year.
 - **Determine** benchmark activities and dates for monitoring each critical initiative.

Questions?



Q & A Sessions

April 12, 2022 @ 2 – 3 pm

April 14, 2022 @ 2 – 3 pm



Want more information?

Contact your
Cognia Regional Director
Denise Soehren
denise.Soehren@cognia.org

Or

Director Office of School
Approval & Opportunity
Josef Kolosky
jkolosky@nd.gov

