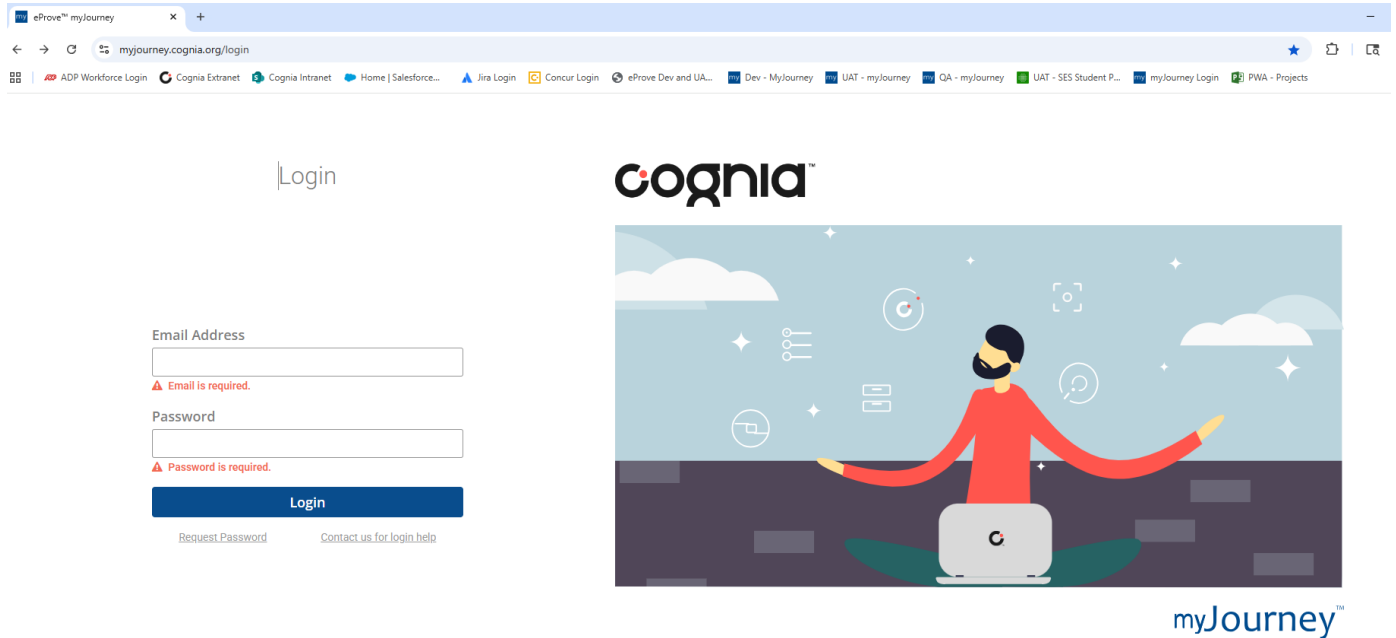


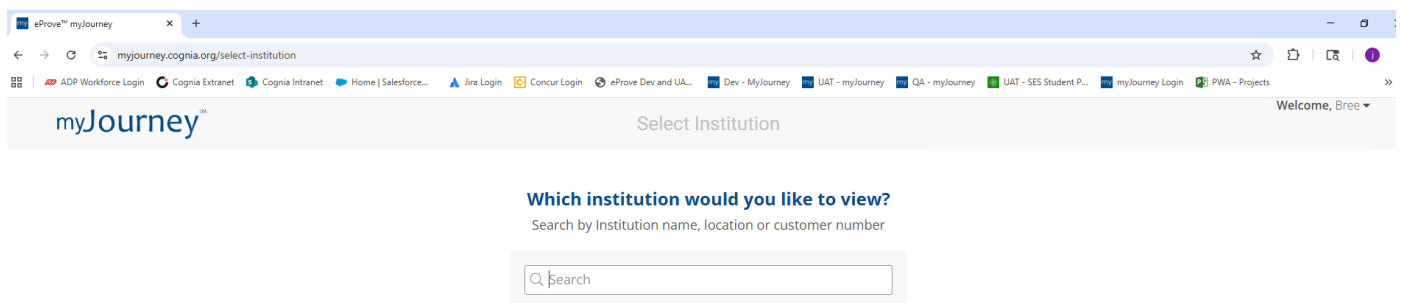
## Instructions for Completing Your Schoolwide Title One Program Components

1. Log into your Cognia myJourney account (<https://myjourney.cognia.org/login>).



The screenshot shows the Cognia myJourney login page in a web browser. The browser's address bar displays `myjourney.cognia.org/login`. The page features a login form on the left with fields for "Email Address" and "Password", each followed by a red error message: "Email is required." and "Password is required." respectively. Below the password field is a blue "Login" button. Links for "Request Password" and "Contact us for login help" are positioned below the button. On the right side of the page, there is a large illustration of a person in a red shirt sitting at a desk with a laptop, surrounded by various icons representing technology and education. The Cognia logo is at the top right, and the myJourney logo is at the bottom right.

2. Enter your institution name into the search box.



The screenshot shows the "Select Institution" page in the Cognia myJourney system. The browser's address bar displays `myjourney.cognia.org/select-institution`. The page has a header with the myJourney logo, the text "Select Institution", and a user greeting "Welcome, Bree". Below the header, there is a section titled "Which institution would you like to view?" with a subtitle "Search by Institution name, location or customer number". At the bottom of this section is a search input field with a magnifying glass icon and the placeholder text "Search".

### 3. Select the blue “go to diagnostics” button on the modules page.

The screenshot shows the myJourney dashboard for the North Dakota Department of Public Instruction. The 'Administrations' section displays a table with columns for various diagnostic categories and their counts. Below the table, there is a section for 'eProve diagnostics' with a prominent blue 'Go to diagnostics' button.

	Diagnostics Completed	Diagnostics In Progress	Assurances Completed	Assurances In Progress	Other Diagnostics Completed	Other Diagnostics In Progress
Early Learning Schools	3	0	2	0	4	0
Elementary Schools	530	41	401	20	709	22
Middle Schools	56	6	43	3	54	4
High Schools	165	20	142	5	210	6
Unit Schools	1	0	4	0	1	0
Other Schools	0	0	0	0	0	0
District	63	335	121	31	23	5
ESA	7	4	5	0	0	0
SEA	0	0	0	1	0	4
<b>Total:</b>	<b>825</b>	<b>406</b>	<b>718</b>	<b>60</b>	<b>1001</b>	<b>41</b>

**eProve diagnostics**

[Go to diagnostics](#)

### 4. Select the Content Library from the 3-line menu at the top left.

The screenshot shows the eProve diagnostics dashboard. On the left, a sidebar menu contains 'My Diagnostics', 'Content Library', and 'Manage Users'. The main area displays a list of diagnostics with columns for Name, Institution, Creator, Last Modified, Date, and Status. The 'Content Library' option is highlighted in the sidebar.

**My Diagnostics** 40 diagnostics

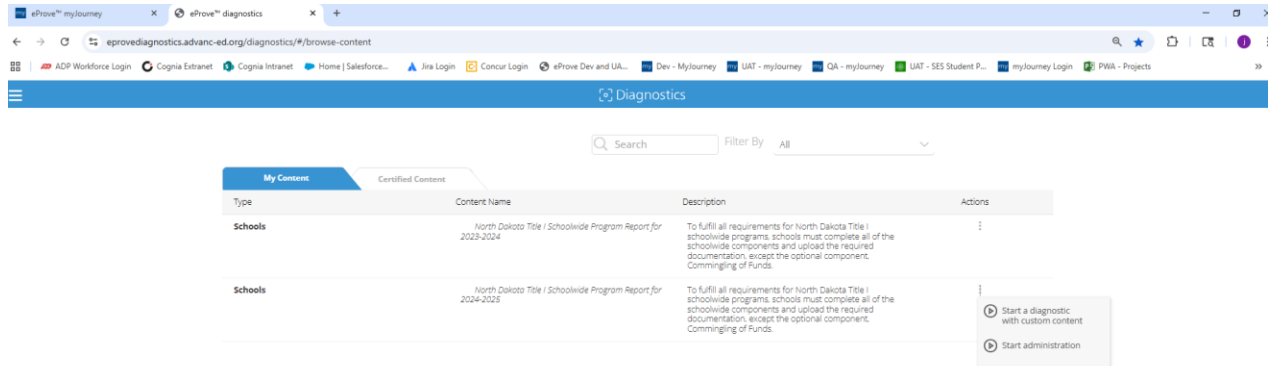
Include Associated Institutions ☐

Name	Institution	Creator	Last Modified	Date	Status
North Dakota Title I Schoolwide Program Report for 2023-2024	North Dakota Department of Public Instruction Bismarck, North Dakota	Administered by: North Dakota Department of Public Instruction	Mar 18 2024	Created: Mar 18 2024 Start: March 18 2024 End: March 31 2025	<input type="radio"/>
North Dakota Title I Schoolwide Program Report 2023-2024	North Dakota Department of Public Instruction Bismarck, North Dakota	Administered by: North Dakota Department of Public Instruction	Mar 07 2024	Created: Mar 07 2024 Start: March 7 2024 End: March 31 2025	<input type="radio"/>
North Dakota Title I Schoolwide Program Report 2024-2025	North Dakota Department of Public Instruction Bismarck, North Dakota	Administered by: North Dakota Department of Public Instruction	Apr 14 2025	Created: Mar 07 2024 Start: June 1 2025 End: June 30 2026	<input type="radio"/>
North Dakota Title I Schoolwide Program Report for 2023-2024, 01082025, 12:13	North Dakota Department of Public Instruction Bismarck, North Dakota	Ashley Rodriguez North Dakota Department of Public Instruction	Jan 08 2025		Draft: <input type="radio"/>
North Dakota Title I Schoolwide Program Report for 2023-2024, 03182024, 08:48	North Dakota Department of Public Instruction Bismarck, North Dakota	Bree Gunter North Dakota Department of Public Instruction	Mar 18 2024		Draft: <input type="radio"/>

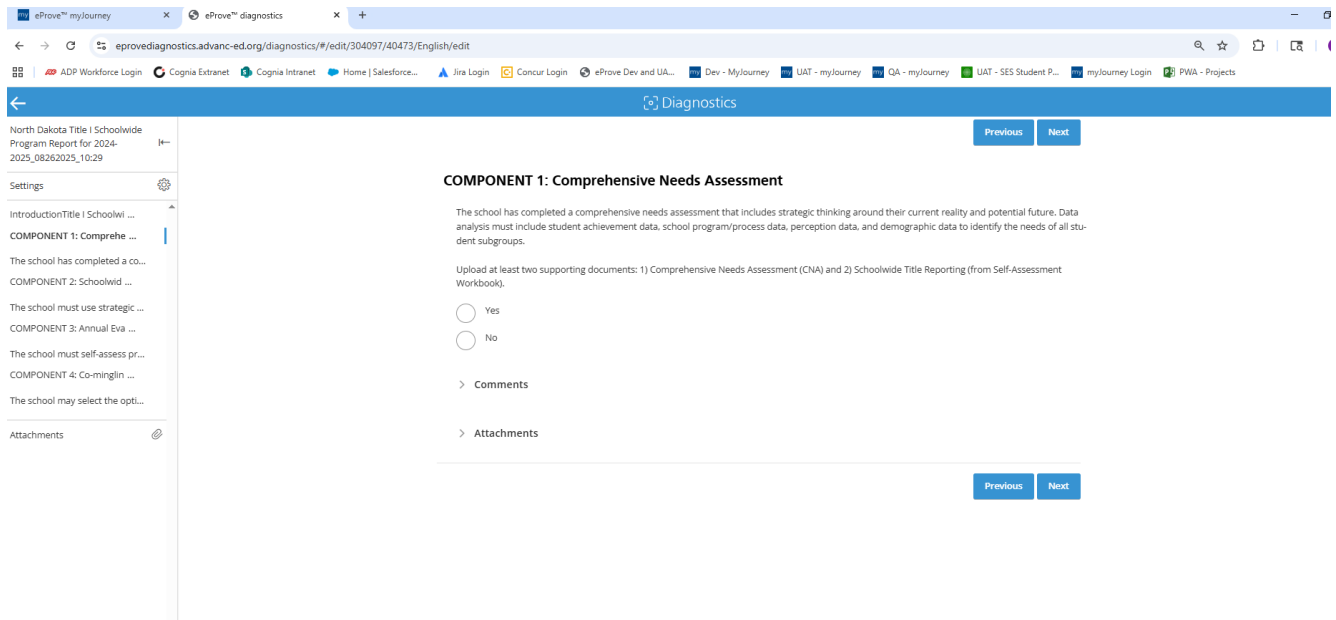
**cognia**

©2025 Cognia, Inc.  
cognia.org  
Terms and Conditions  
Privacy Policy

- Find the appropriate year for the Title I Schoolwide Program components and use the 3-dot menu to the right of the diagnostic name and select “start a diagnostic.” Once you start the diagnostic, it will appear in your main dashboard.



- Complete all components within the diagnostics, adding any comments and uploading any relevant attachments.



7. Once all components are completed, click the “send to workspace” button on the bottom left.

←

North Dakota Title I Schoolwide  
Program Report for 2024-  
2025\_08262025\_10:29

Settings

IntroductionTitle I Schoolwi ...  
COMPONENT 1: Comprehe ...  
The school has completed a co...  
COMPONENT 2: Schoolwid ...  
The school must use strategic ...  
COMPONENT 3: Annual Eva ...  
The school must self-assess pr...  
COMPONENT 4: Co-minglin ...  
The school may select the opti...

Attachments

6%

Send to Workspace

Download Report